

# RRAGB antibody

Catalog Number: 114919

## Product name

RRAGB antibody

IP: 1:200-1:2000

IHC: 1:20-1:200

## Specificity

Human, Mouse, Rat; other species not tested.

## Antibody description

RRAGB Rabbit Polyclonal antibody. Positive IHC detected in human brain tissue. Positive IP detected in mouse testis tissue. Positive WB detected in human testis tissue, human brain tissue. Observed molecular weight by Western-blot: 40 kDa

## Preparation

This antibody was obtained by immunization of RRAGB recombinant protein (Accession Number: NM\_006064). Purification method: Antigen affinity purified.

## Formulation

PBS with 0.02% sodium azide and 50% glycerol pH 7.3.

## Storage

Store at -20°C. DO NOT ALIQUOT

## Clonality

Polyclonal

## Ig Type

Rabbit IgG

## Applications


ELISA, WB, IHC, IP

## Dilutions

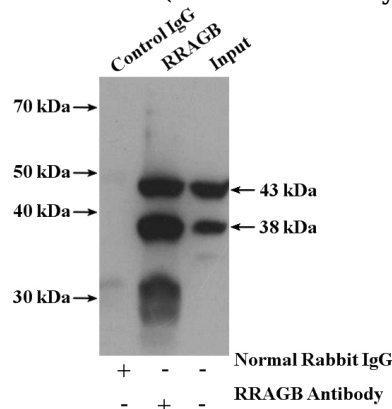
Recommended Dilution:

WB: 1:500-1:5000

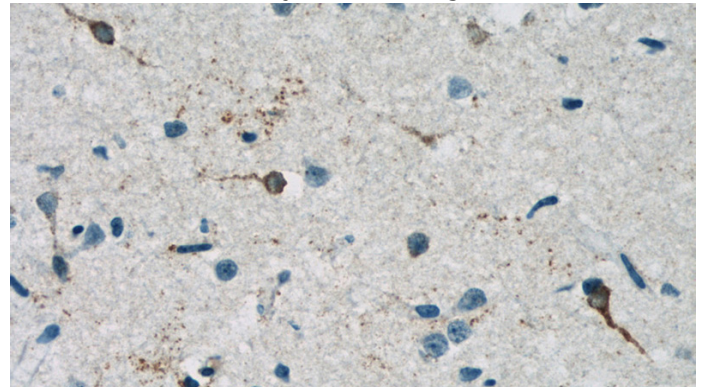
## Validations



human testis tissue were subjected to SDS PAGE followed by western blot with Catalog No:114919(RRAGB antibody) at dilution of 1:500



IP Result of anti-RRAGB (IP:Catalog No:114919, 4ug; Detection:Catalog No:114919 1:500) with mouse testis tissue lysate 4000ug.



Immunohistochemistry of paraffin-embedded human brain tissue slide using Catalog

# RRAGB antibody



Catalog Number: 114919

---

No:114919(RRAGB Antibody) at dilution of 1:50 (under 40x lens)