

RPS3 antibody

Catalog Number: 114844

Product name

RPS3 antibody

Specificity

Human, Mouse, Rat; other species not tested.

Antibody description

RPS3 Rabbit Polyclonal antibody. Positive WB detected in mouse brain tissue, COLO 320 cells, HeLa cells, mouse colon tissue, NIH/3T3 cells, rat brain tissue. Positive IP detected in mouse brain tissue. Positive IHC detected in human ovary tumor tissue, human colon cancer tissue. Observed molecular weight by Western-blot: 33 kDa

Preparation

This antibody was obtained by immunization of RPS3 recombinant protein (Accession Number: NM_001256802). Purification method: Antigen affinity purified.

Formulation

PBS with 0.02% sodium azide and 50% glycerol pH 7.3.

Storage

Store at -20°C. DO NOT ALIQUOT

Clonality

Polyclonal

Ig Type

Rabbit IgG

Applications

ELISA, WB, IHC, IP

Dilutions


Recommended Dilution:

WB: 1:500-1:5000

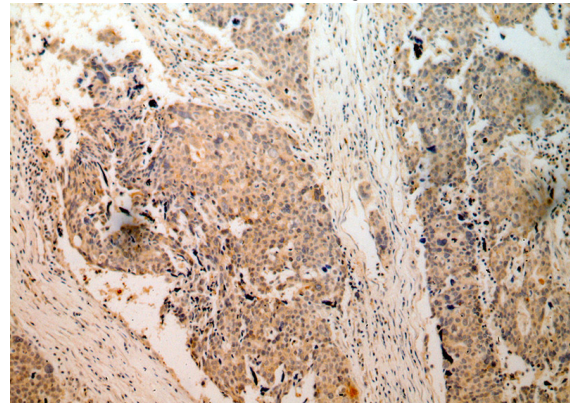
IP: 1:500-1:5000

IHC: 1:20-1:200

Validations



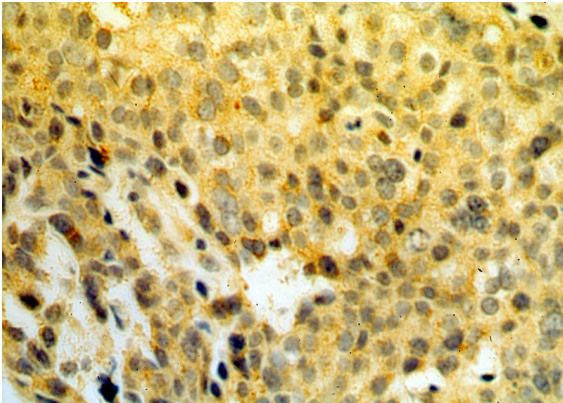
mouse brain tissue were subjected to SDS PAGE followed by western blot with Catalog No:114844(RPS3 antibody) at dilution of 1:1000



Immunohistochemical of paraffin-embedded human ovary tumor using Catalog No:114844(RPS3 antibody) at dilution of 1:50 (under 10x lens)

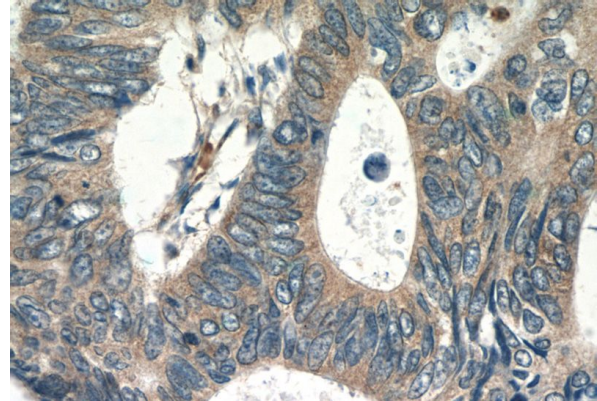
RPS3 antibody

Catalog Number: 114844



Immunohistochemical of paraffin-embedded human ovary tumor using Catalog No:114844(RPS3 antibody) at dilution of 1:50 (under 40x lens)

IP Result of anti-RPS3 (IP:Catalog No:114844, 4ug; Detection:Catalog No:114844 1:1000) with mouse brain tissue lysate 4000ug.



Immunohistochemistry of paraffin-embedded human colon cancer tissue slide using Catalog No:114844(RPS3 Antibody) at dilution of 1:50 (under 40x lens)

