

# RPS19 antibody



Catalog Number: 114832

## Product name

RPS19 antibody

IP: 1:200-1:2000

IHC: 1:20-1:200

## Specificity

Human, Mouse, Rat; other species not tested.

## Antibody description

RPS19 Rabbit Polyclonal antibody. Positive WB detected in human testis tissue, HEK-293 cells, mouse testis tissue, rat colon tissue. Positive IP detected in HEK-293 cells. Positive IHC detected in human colon cancer tissue. Observed molecular weight by Western-blot: 16kd

## Preparation

This antibody was obtained by immunization of RPS19 recombinant protein (Accession Number: NM\_001022). Purification method: Antigen affinity purified.

## Formulation

PBS with 0.02% sodium azide and 50% glycerol pH 7.3.

## Storage

Store at -20°C. DO NOT ALIQUOT

## Clonality

Polyclonal

## Ig Type

Rabbit IgG

## Applications


ELISA, WB, IHC, IP

## Dilutions

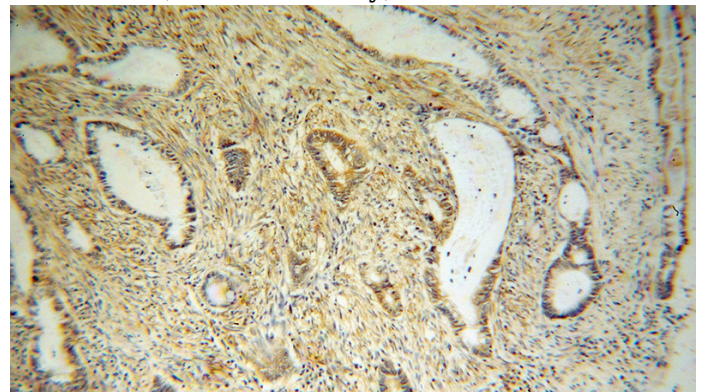
Recommended Dilution:

WB: 1:200-1:2000

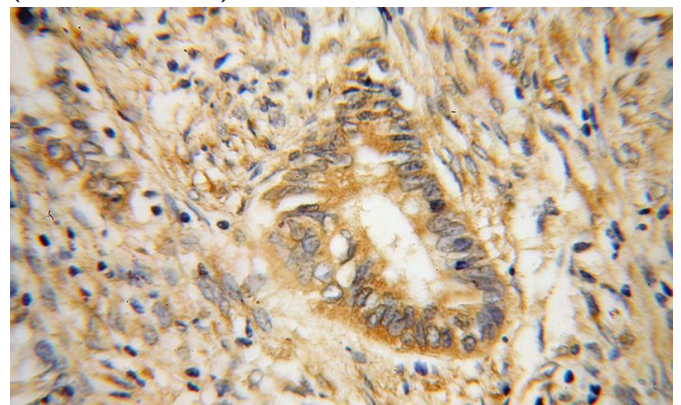
## Validations



human testis tissue were subjected to SDS PAGE followed by western blot with Catalog No:114832(RPS19 antibody) at dilution of 1:400



Immunohistochemical of paraffin-embedded human colon cancer using Catalog No:114832(RPS19 antibody) at dilution of 1:100 (under 10x lens)



Immunohistochemical of paraffin-embedded

# RPS19 antibody



Catalog Number: 114832

human colon cancer using Catalog No:114832(RPS19 antibody) at dilution of 1:100 (under 40x lens)

IP Result of anti-RPS19 (IP:Catalog No:114832, 4ug; Detection:Catalog No:114832 1:500) with HEK-293 cells lysate 880ug.

