

RORB antibody



Catalog Number: 114789

Product name

RORB antibody

IP: 1:200-1:1000

IHC: 1:20-1:200

Specificity

Human, Mouse, Rat; other species not tested.

Antibody description

RORB Rabbit Polyclonal antibody. Positive IHC detected in mouse brain tissue. Positive IP detected in mouse brain tissue. Positive WB detected in Y79 cells, mouse brain tissue, SH-SY5Y cells. Observed molecular weight by Western-blot: 52 kDa

Preparation

This antibody was obtained by immunization of RORB recombinant protein (Accession Number: NM_006914). Purification method: Antigen affinity purified.

Formulation

PBS with 0.02% sodium azide and 50% glycerol pH 7.3.

Storage

Store at -20°C. DO NOT ALIQUOT

Clonality

Polyclonal

Ig Type

Rabbit IgG

Applications

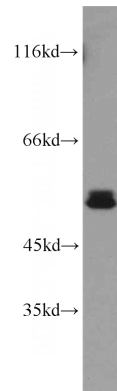
ELISA, WB, IHC, IP

Dilutions

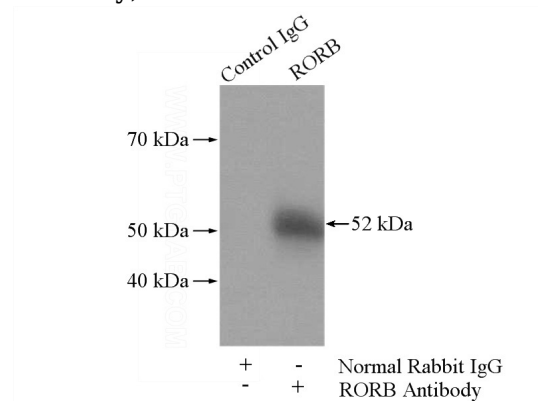
Recommended Dilution:

WB: 1:200-1:2000

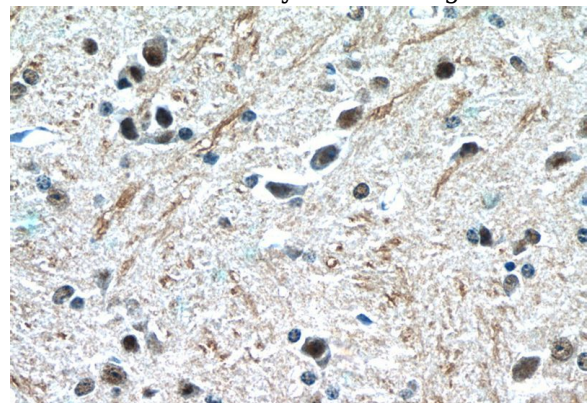
Validations



Y79 cells were subjected to SDS PAGE followed by western blot with Catalog No:114789(RORB antibody) at dilution of 1:800



IP Result of anti-RORB (IP:Catalog No:114789, 4ug; Detection:Catalog No:114789 1:300) with mouse brain tissue lysate 3440ug.



Immunohistochemistry of paraffin-embedded mouse brain tissue slide using Catalog

RORB antibody



Catalog Number: 114789

No:114789(RORB Antibody) at dilution of 1:200 (under 40x lens)