

RNPS1 antibody

Catalog Number: 114772

Product name

RNPS1 antibody

IP: 1:200-1:2000

IF: 1:10-1:100

Specificity

Human, Mouse, Rat; other species not tested.

Antibody description

RNPS1 Rabbit Polyclonal antibody. Positive IF detected in HEK-293 cells. Positive IP detected in HEK-293 cells. Positive WB detected in HEK-293 cells, human brain tissue, mouse brain tissue, mouse kidney tissue, Raji cells. Observed molecular weight by Western-blot: 55-60kd

Preparation

This antibody was obtained by immunization of RNPS1 recombinant protein (Accession Number: NM_080594). Purification method: Antigen affinity purified.

Formulation

PBS with 0.1% sodium azide and 50% glycerol pH 7.3.

Storage

Store at -20°C. DO NOT ALIQUOT

Clonality

Polyclonal

Ig Type

Rabbit IgG

Applications

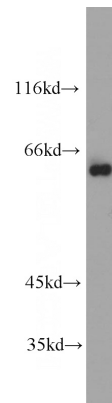
ELISA, WB, IF, IP

Dilutions

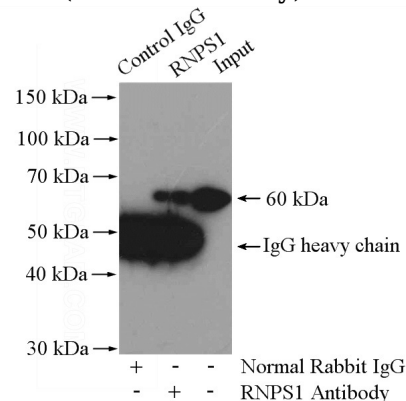
Recommended Dilution:

WB: 1:500-1:5000

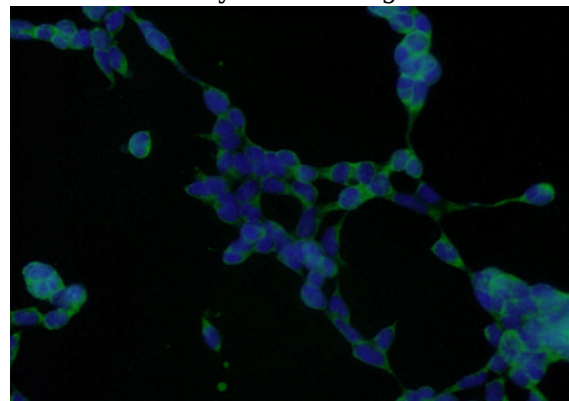
Validations



HEK-293 cells were subjected to SDS PAGE followed by western blot with Catalog No:114772(RNPS1 antibody) at dilution of 1:1000



IP Result of anti-RNPS1 (IP:Catalog No:114772, 4ug; Detection:Catalog No:114772 1:800) with HEK-293 cells lysate 3200ug.



Immunofluorescent analysis of HEK-293 cells using Catalog No:114772(RNPS1 Antibody) at

RNPS1 antibody



Catalog Number: 114772

dilution of 1:25 and Alexa Fluor 488-conjugated

AffiniPure Goat Anti-Rabbit IgG(H+L)