

RNF181 antibody

Catalog Number: 114749

Product name

RNF181 antibody

Immunogen

[Human RNF181 Recombinant protein \(GST tag\)](#)

Specificity

Human, Mouse, Rat; other species not tested.

Antibody description

RNF181 Rabbit Polyclonal antibody. Positive IF detected in HepG2 cells. Positive IHC detected in human kidney tissue, human heart tissue. Positive IP detected in Jurkat cells. Positive WB detected in Jurkat cells, L02 cells. Observed molecular weight by Western-blot: 18kd

Preparation

This antibody was obtained by immunization of RNF181 recombinant protein (Accession Number: NM_016494). Purification method: Antigen affinity purified.

Formulation

PBS with 0.02% sodium azide and 50% glycerol pH 7.3.

Storage

Store at -20°C. DO NOT ALIQUOT

Clonality

Polyclonal

Ig Type

Rabbit IgG

Applications

ELISA, WB, IHC, IF, IP

Dilutions

Recommended Dilution:


WB: 1:500-1:5000

IP: 1:200-1:2000

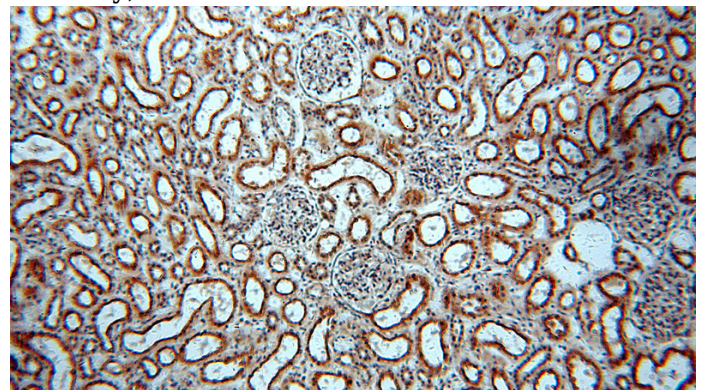
IHC: 1:20-1:200

IF: 1:10-1:100

Validations



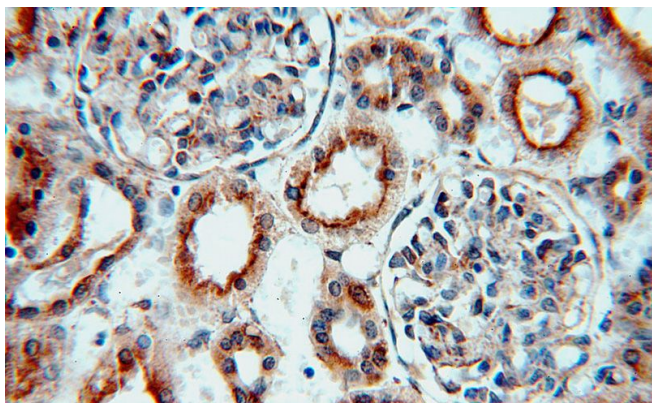
Jurkat cells were subjected to SDS PAGE followed by western blot with Catalog No:114749(RNF181 antibody) at dilution of 1:500



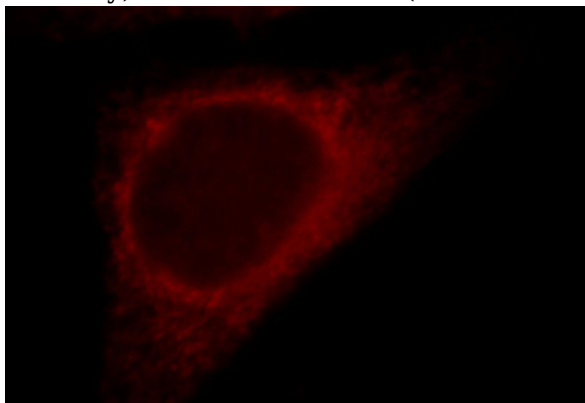
Immunohistochemical of paraffin-embedded human kidney using Catalog No:114749(RNF181 antibody) at dilution of 1:100 (under 10x lens)

RNF181 antibody

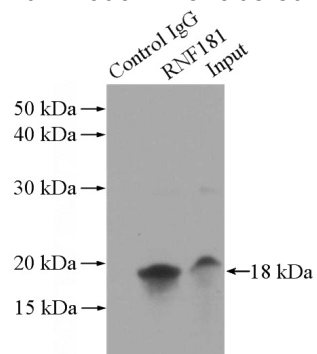
Catalog Number: 114749



Immunohistochemical of paraffin-embedded human kidney using Catalog No:114749(RNF181 antibody) at dilution of 1:100 (under 40x lens)



Immunofluorescent analysis of HepG2 cells, using RNF181 antibody Catalog No:114749 at 1:25 dilution and Rhodamine-labeled goat anti-rabbit



IgG (red).
+ - - Normal Rabbit IgG
- + - RNF181 Antibody

IP Result of anti-RNF181 (IP:Catalog No:114749, 3ug; Detection:Catalog No:114749 1:500) with Jurkat cells lysate 1200ug.