

RMND5B antibody



Catalog Number: 114723

Product name

RMND5B antibody

Immunogen

[Human RMND5B Recombinant protein \(GST tag\)](#)

Specificity

Human; other species not tested.

Antibody description

RMND5B Rabbit Polyclonal antibody. Positive WB detected in A549 cells. Positive IHC detected in human colon tissue, human gliomas tissue. Positive IF detected in A549 cells. Observed molecular weight by Western-blot: 40-44 kDa

Preparation

This antibody was obtained by immunization of RMND5B recombinant protein (Accession Number: XM_005265969). Purification method: Antigen affinity purified.

Formulation

PBS with 0.1% sodium azide and 50% glycerol pH 7.3.

Storage

Store at -20°C. DO NOT ALIQUOT

Clonality

Polyclonal

Ig Type

Rabbit IgG

Applications

ELISA, WB, IF, IHC

Dilutions

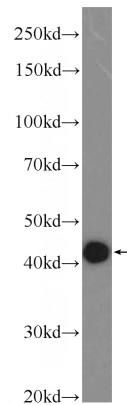
Recommended Dilution:

WB: 1:200-1:2000

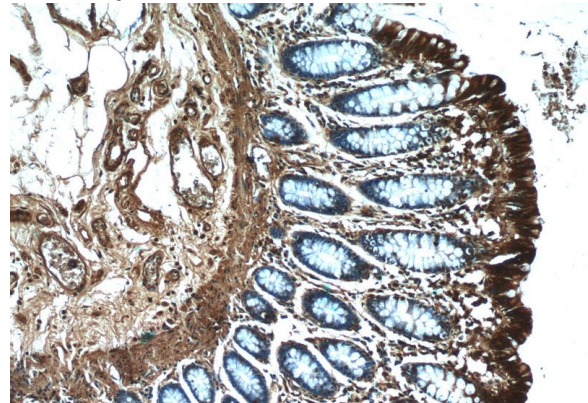
IHC: 1:20-1:200

IF: 1:20-1:200

Validations



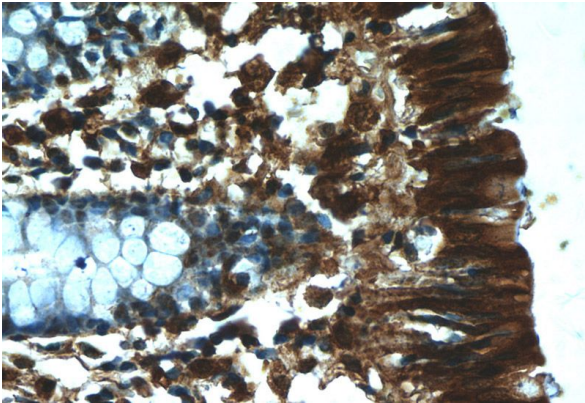
A549 cells were subjected to SDS PAGE followed by western blot with Catalog No:114723(RMND5B Antibody) at dilution of 1:600



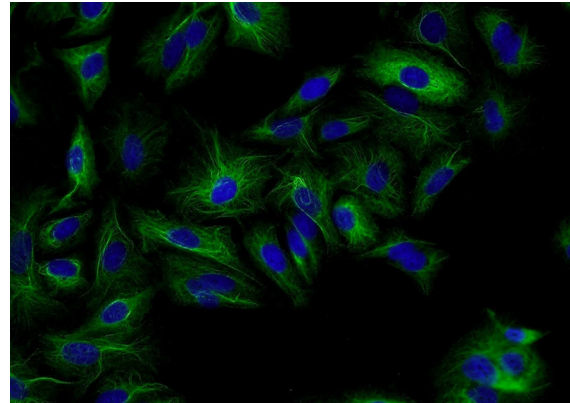
Immunohistochemistry of paraffin-embedded human colon tissue slide using Catalog No:114723(RMND5B Antibody) at dilution of 1:50 (under 10x lens)

RMND5B antibody

Catalog Number: 114723



Immunohistochemistry of paraffin-embedded human colon tissue slide using Catalog No:114723(RMND5B Antibody) at dilution of 1:50 (under 40x lens)



Immunofluorescent analysis of A549 cells using Catalog No:114723(RMND5B Antibody) at dilution of 1:50 and Alexa Fluor 488-conjugated AffiniPure Goat Anti-Rabbit IgG(H+L)