

REXO4 antibody



Catalog Number: 114622

Product name

REXO4 antibody

IHC: 1:20-1:200

IF: 1:10-1:100

Specificity

Human, Mouse, Rat; other species not tested.

Antibody description

REXO4 Rabbit Polyclonal antibody. Positive IF detected in MCF-7 cells. Positive IHC detected in human testis tissue. Positive WB detected in Jurkat cells, HeLa cells, HepG2 cells. Observed molecular weight by Western-blot: 47-50 kDa

Preparation

This antibody was obtained by immunization of REXO4 recombinant protein (Accession Number: NM_020385). Purification method: Antigen affinity purified.

Formulation

PBS with 0.02% sodium azide and 50% glycerol pH 7.3.

Storage

Store at -20°C. DO NOT ALIQUOT

Clonality

Polyclonal

Ig Type

Rabbit IgG

Applications


ELISA, WB, IHC, IF

Dilutions

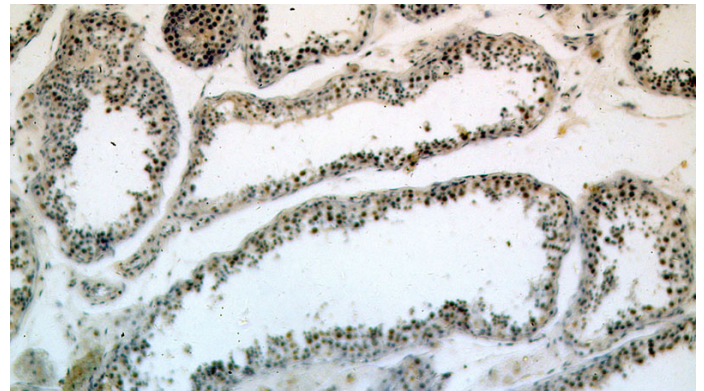
Recommended Dilution:

WB: 1:500-1:5000

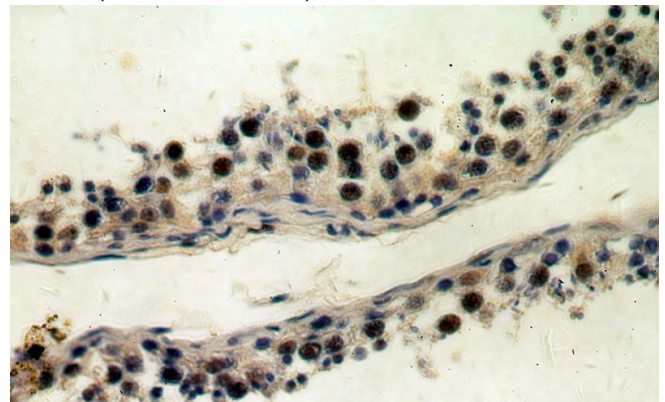
Validations



Jurkat cells were subjected to SDS PAGE followed by western blot with Catalog No:114622(REXO4, REX4 antibody) at dilution of 1:1000



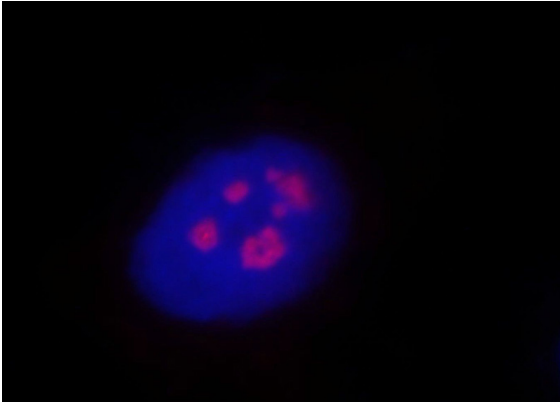
Immunohistochemical of paraffin-embedded human testis using Catalog No:114622(REXO4, REX4 antibody) at dilution of 1:100 (under 10x lens)



REXO4 antibody

Catalog Number: 114622

Immunohistochemical of paraffin-embedded human testis using Catalog No:114622(REXO4,REX4 antibody) at dilution of 1:100 (under 40x lens)



Immunofluorescent analysis of MCF-7 cells, using REX4 antibody Catalog No:114622 at 1:25 dilution and Rhodamine-labeled goat anti-rabbit IgG (red). Blue pseudocolor = DAPI (fluorescent DNA dye).