

RBP4 antibody

Catalog Number: 114562

Product name

RBP4 antibody

Specificity

Human, Mouse, Rat; other species not tested.

Antibody description

RBP4 Rabbit Polyclonal antibody. Positive IHC detected in human liver cancer tissue, mouse liver tissue. Positive WB detected in human plasma tissue, human liver tissue, mouse liver tissue, rat liver tissue. Observed molecular weight by Western-blot: 23 kDa

Preparation

This antibody was obtained by immunization of RBP4 recombinant protein (Accession Number: NM_006744). Purification method: Antigen affinity purified.

Formulation

PBS with 0.1% sodium azide and 50% glycerol pH 7.3.

Storage

Store at -20°C. DO NOT ALIQUOT

Clonality

Polyclonal

Ig Type

Rabbit IgG

Applications

ELISA, IHC, WB

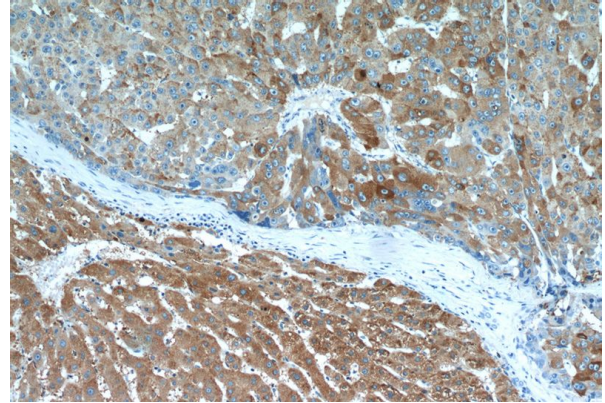
Dilutions

Recommended Dilution:

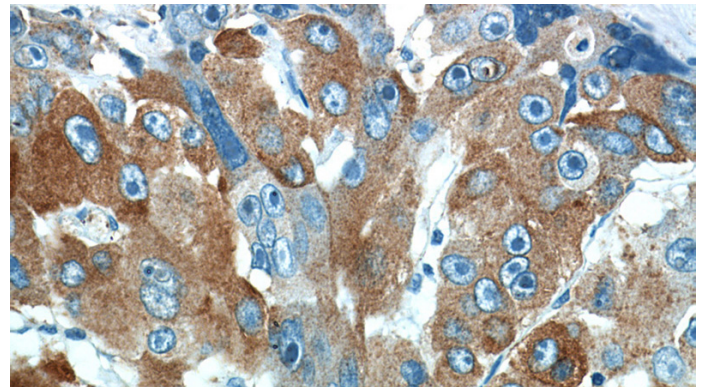
WB: 1:500-1:5000

IHC: 1:20-1:200


Validations



Immunohistochemical of paraffin-embedded human liver cancer using Catalog No:114562(RBP4 antibody) at dilution of 1:50 (under 10x lens)



Immunohistochemical of paraffin-embedded human liver cancer using Catalog No:114562(RBP4 antibody) at dilution of 1:50



(under 40x lens)

human plasma tissue were subjected to SDS PAGE followed by western blot with Catalog No:114562(RBP4 Antibody) at dilution of 1:1000