

# RAP1GAP antibody

Catalog Number: 114547

## Product name

RAP1GAP antibody

## Specificity

Human, Mouse, Rat; other species not tested.

## Antibody description

RAP1GAP Rabbit Polyclonal antibody. Positive IHC detected in human pancreas tissue, human cervical cancer tissue. Positive WB detected in HeLa cells, Jurkat cells, K-562 cells. Observed molecular weight by Western-blot: 85-95 kDa

## Preparation

This antibody was obtained by immunization of RAP1GAP recombinant protein (Accession Number: XM\_017001988). Purification method: Antigen affinity purified.

## Formulation

PBS with 0.02% sodium azide and 50% glycerol pH 7.3.

## Storage

Store at -20°C. DO NOT ALIQUOT

## Clonality

Polyclonal

## Ig Type

Rabbit IgG

## Applications

ELISA, WB, IHC


## Dilutions

Recommended Dilution:

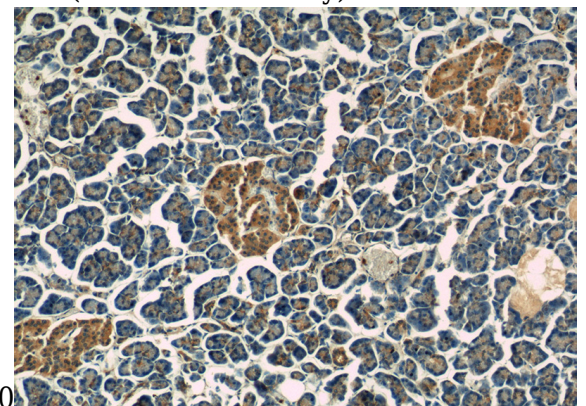
WB: 1:1000-1:10000

IHC: 1:20-1:200

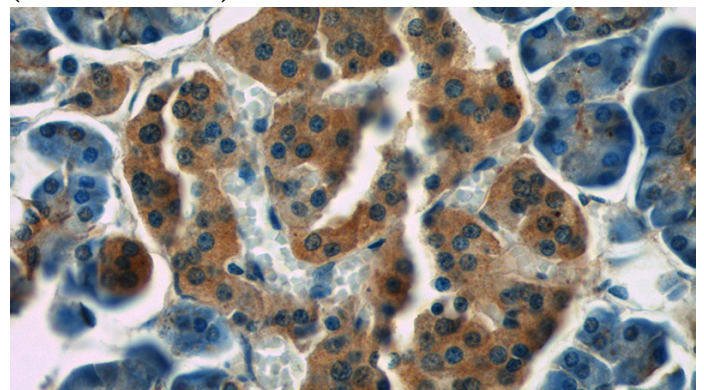
## Validations



HeLa cells were subjected to SDS PAGE followed by western blot with Catalog No:114547(RAP1GAP antibody) at dilution of



Immunohistochemistry of paraffin-embedded human pancreas tissue slide using Catalog No:114547(RAP1GAP Antibody) at dilution of 1:50 (under 10x lens)



Immunohistochemistry of paraffin-embedded human pancreas tissue slide using Catalog No:114547(RAP1GAP Antibody) at dilution of 1:50

# RAP1GAP antibody



Catalog Number: 114547

---

(under 40x lens)