

Rabenosyn 5 antibody



Catalog Number: 114492

Product name

Rabenosyn 5 antibody

WB: 1:500-1:5000

IHC: 1:20-1:200


Specificity

Human, Mouse; other species not tested.

Validations

Antibody description

Rabenosyn 5 Rabbit Polyclonal antibody. Positive IHC detected in human testis tissue, human heart tissue. Positive WB detected in K-562 cells, A549 cells, mouse brain tissue, mouse heart tissue, mouse kidney tissue, mouse skeletal muscle tissue, mouse testis tissue. Observed molecular weight by Western-blot: 110 kDa



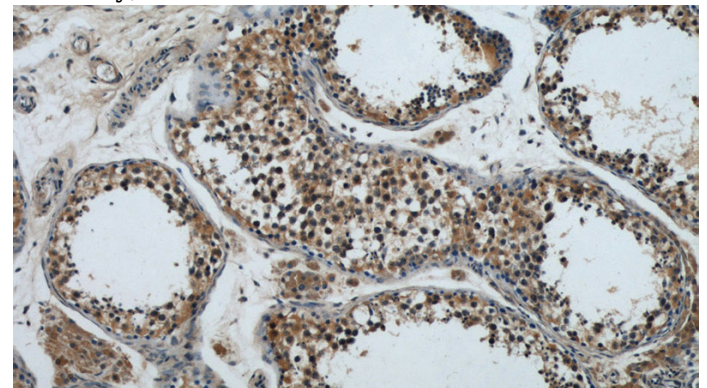
Preparation

This antibody was obtained by immunization of Rabenosyn 5 recombinant protein (Accession Number: NM_022340). Purification method: Antigen affinity purified.

K-562 cells were subjected to SDS PAGE followed by western blot with Catalog No:114492(ZFYVE20 antibody) at dilution of 1:1000

Formulation

PBS with 0.02% sodium azide and 50% glycerol pH 7.3.



Storage

Store at -20°C. DO NOT ALIQUOT

Clonality

Polyclonal

Ig Type

Rabbit IgG

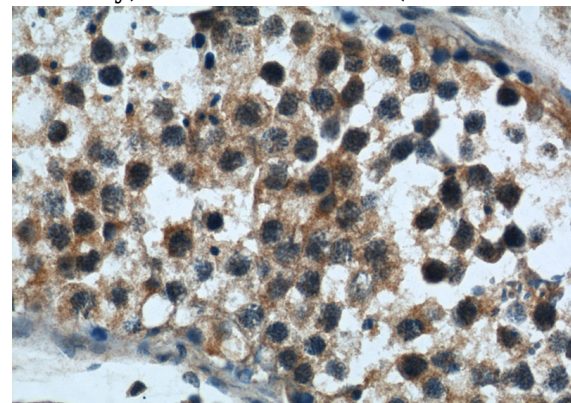
Applications

ELISA, WB, IHC

Dilutions

Recommended Dilution:

Immunohistochemical of paraffin-embedded human testis using Catalog No:114492(ZFYVE20 antibody) at dilution of 1:50 (under 10x lens)



Immunohistochemical of paraffin-embedded human testis using Catalog No:114492(ZFYVE20

Rabenosyn 5 antibody



Catalog Number: 114492

antibody) at dilution of 1:50 (under 40x lens)