

# RASGRP3 antibody



Catalog Number: 114479

## Product name

RASGRP3 antibody

## Specificity

Human; other species not tested.

## Antibody description

RASGRP3 Rabbit Polyclonal antibody. Positive IHC detected in human ovary tumor tissue. Positive WB detected in RAW264.7 cells, PC-3 cells. Observed molecular weight by Western-blot: 70 kDa

## Preparation

This antibody was obtained by immunization of RASGRP3 recombinant protein (Accession Number: XM\_011532748). Purification method: Antigen affinity purified.

## Formulation

PBS with 0.02% sodium azide and 50% glycerol pH 7.3.

## Storage

Store at -20°C. DO NOT ALIQUOT

## Clonality

Polyclonal

## Ig Type

Rabbit IgG

## Applications

ELISA, WB, IHC


## Dilutions

Recommended Dilution:

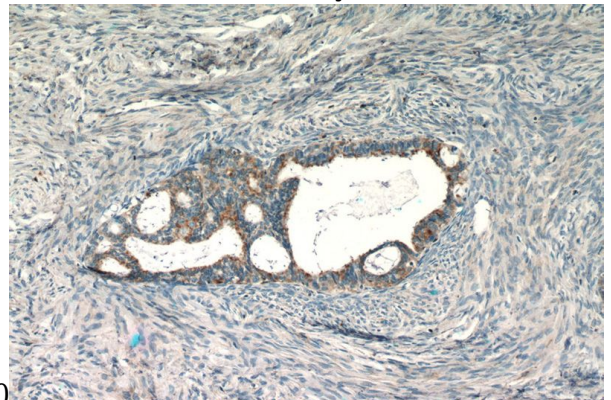
WB: 1:200-1:2000

IHC: 1:20-1:200

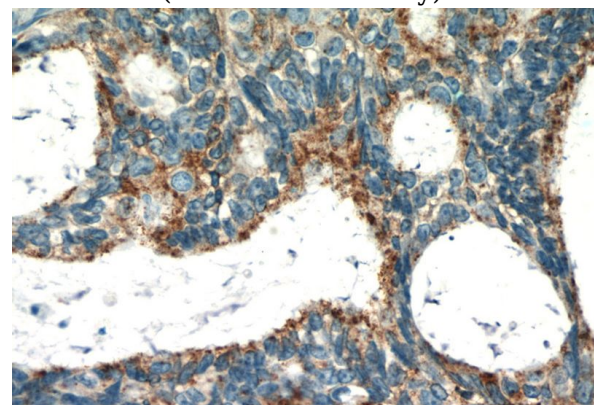
## Validations



RAW264.7 cells were subjected to SDS PAGE followed by western blot with Catalog No:114479(RASGRP3 antibody) at dilution of



Immunohistochemistry of paraffin-embedded human ovary tumor slide using Catalog No:114479(RASGRP3 Antibody) at dilution of 1:50



Immunohistochemistry of paraffin-embedded human ovary tumor slide using Catalog No:114479(RASGRP3 Antibody) at dilution of 1:50