

RAB2 antibody

Catalog Number: 114418

Product name

RAB2 antibody

Immunogen

[Human RAB2A Recombinant protein \(GST tag\)](#)

Specificity

Human, Mouse, Rat; other species not tested.

Antibody description

RAB2 Rabbit Polyclonal antibody. Positive WB detected in mouse brain tissue, HEK-293 cells, HeLa cells, mouse lung tissue, rat brain tissue. Positive IHC detected in human brain tissue, human breast cancer tissue. Observed molecular weight by Western-blot: 24 kDa

Preparation

This antibody was obtained by immunization of RAB2 recombinant protein (Accession Number: NM_002865). Purification method: Antigen affinity purified.

Formulation

PBS with 0.02% sodium azide and 50% glycerol pH 7.3.

Storage

Store at -20°C. DO NOT ALIQUOT

Clonality

Polyclonal

Ig Type

Rabbit IgG

Applications

ELISA, WB, IHC

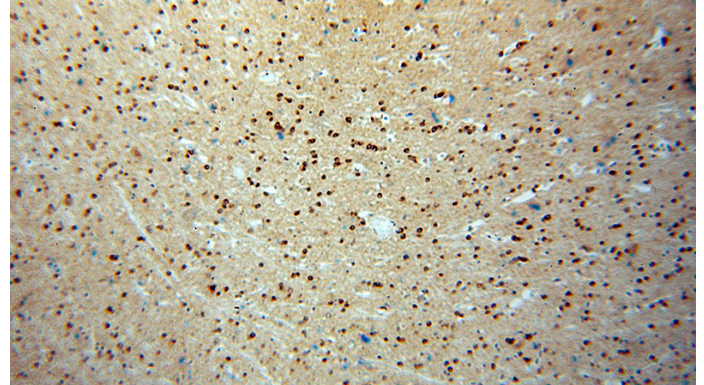
Dilutions

Recommended Dilution:

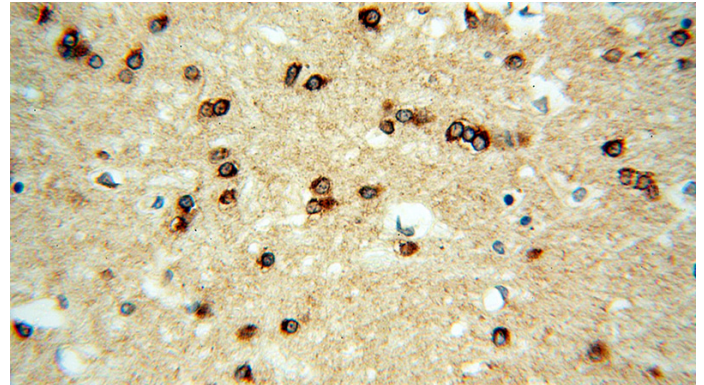
WB: 1:1000-1:10000

IHC: 1:20-1:200

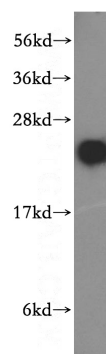
Validations



Immunohistochemical of paraffin-embedded human brain using Catalog No:114418(RAB2A antibody) at dilution of 1:100 (under 10x lens)



Immunohistochemical of paraffin-embedded human brain using Catalog No:114418(RAB2A antibody) at dilution of 1:100 (under 40x lens)

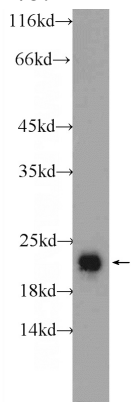


mouse brain tissue were subjected to SDS PAGE

RAB2 antibody

Catalog Number: 114418

followed by western blot with Catalog
No:114418(RAB2A antibody) at dilution of 1:1000



rat brain tissue were subjected to SDS PAGE
followed by western blot with Catalog
No:114418(RAB2A Antibody) at dilution of 1:1000