

RAB11 antibody

Catalog Number: 114405

Product name

RAB11 antibody

Immunogen

[Human RAB11A Recombinant protein \(GST tag\)](#)

Specificity

Human, Mouse; other species not tested.

Antibody description

RAB11 Rabbit Polyclonal antibody. Positive IF detected in NIH/3T3 cells. Positive IP detected in mouse spleen tissue. Positive WB detected in mouse spleen tissue, Jurkat cells, MCF7 cells, MCF-7 cells, SH-SY5Y cells. Observed molecular weight by Western-blot: 24 kDa

Preparation

This antibody was obtained by immunization of RAB11 recombinant protein (Accession Number: NM_004663). Purification method: Antigen affinity purified.

Formulation

PBS with 0.02% sodium azide and 50% glycerol pH 7.3.

Storage

Store at -20°C. DO NOT ALIQUOT

Clonality

Polyclonal

Ig Type

Rabbit IgG

Applications

ELISA, WB, IP, IF

Dilutions

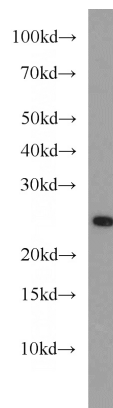
Recommended Dilution:

WB: 1:500-1:5000

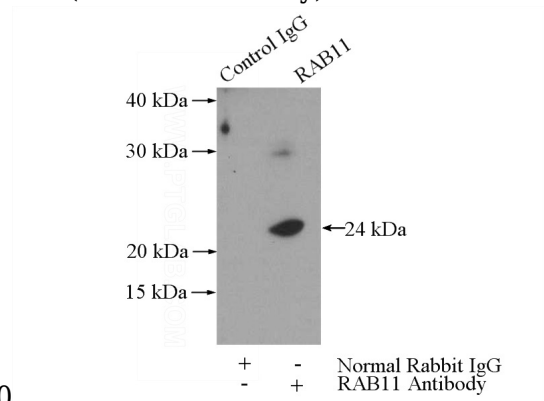
IP: 1:200-1:2000

IF: 1:20-1:200

Validations



mouse spleen tissue were subjected to SDS PAGE followed by western blot with Catalog No:114405(RAB11A antibody) at dilution of

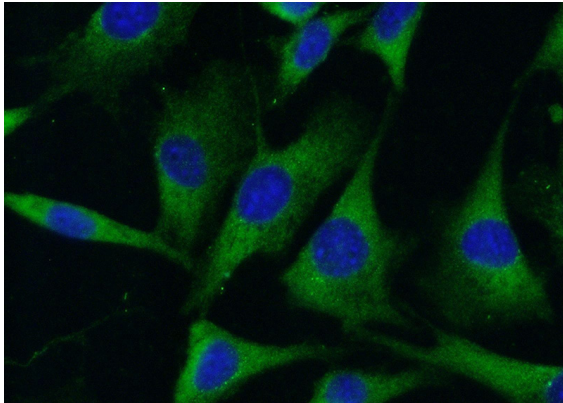


1:1000

IP Result of anti-RAB11A (IP:Catalog No:114405, 3ug; Detection:Catalog No:114405 1:500) with mouse spleen tissue lysate 4000ug.

RAB11 antibody

Catalog Number: 114405



Immunofluorescent analysis of (-20oc Ethanol) fixed NIH/3T3 cells using Catalog No:114405(RAB11A Antibody) at dilution of 1:50 and Alexa Fluor 488-conjugated AffiniPure Goat Anti-Rabbit IgG(H+L)