

# QSOX1 antibody

Catalog Number: 114403

## Product name

QSOX1 antibody

WB: 1:500-1:5000

IP: 1:200-1:1000

## Specificity


Human, Mouse, Rat; other species not tested.

IHC: 1:20-1:200

## Antibody description

QSOX1 Rabbit Polyclonal antibody. Positive WB detected in SW 1990 cells, HeLa cells, HT-1080 cells, human heart tissue, human placenta tissue, MCF7 cells, mouse heart tissue. Positive IP detected in SW 1990 cells. Positive IHC detected in human heart tissue. Observed molecular weight by Western-blot: 65-94 kDa

## Validations



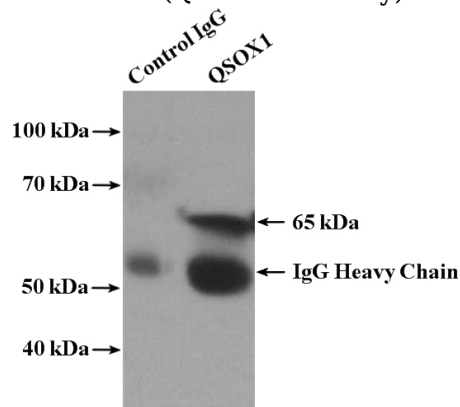
## Preparation

This antibody was obtained by immunization of QSOX1 recombinant protein (Accession Number: NM\_001004128). Purification method: Antigen affinity purified.

SW 1990 cells were subjected to SDS PAGE followed by western blot with Catalog No:114403(QSOX1 antibody) at dilution of 1:1000

## Formulation

PBS with 0.1% sodium azide and 50% glycerol pH 7.3.



## Storage

Store at -20°C. DO NOT ALIQUOT

## Clonality

Polyclonal

## Ig Type

Rabbit IgG

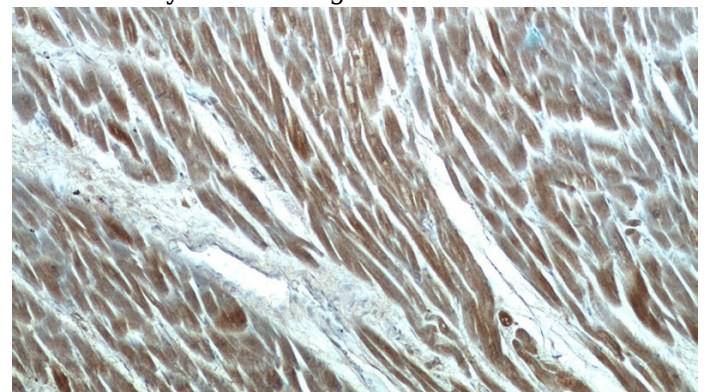
## Applications

ELISA, WB, IHC, IP

## Dilutions

Recommended Dilution:

IP Result of anti-QSOX1 (IP:Catalog No:114403, 4ug; Detection:Catalog No:114403 1:300) with SW 1990 cells lysate 2400ug.

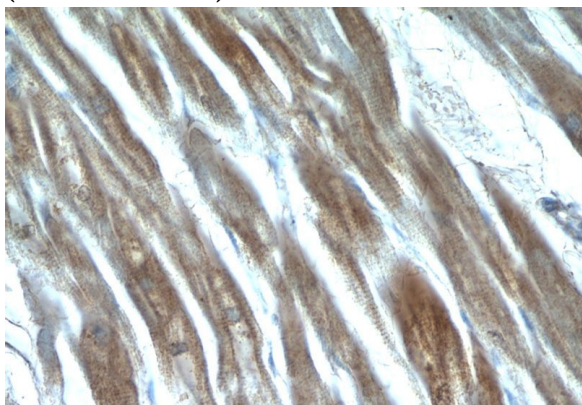


# QSOX1 antibody

Catalog Number: 114403

---

Immunohistochemistry of paraffin-embedded human heart tissue slide using Catalog No:114403(QSOX1 Antibody) at dilution of 1:50 (under 10x lens)



Immunohistochemistry of paraffin-embedded human heart tissue slide using Catalog No:114403(QSOX1 Antibody) at dilution of 1:50 (under 40x lens)