

PSAP antibody

Catalog Number: 114287

General Information

Product name:

PSAP antibody

Immunogen:

Applications:

ELISA, IHC, WB

Specificity:

Human, Mouse; other species not tested.

Antibody description:

PSAP Rabbit Polyclonal antibody. Positive WB detected in HEK-293 cells, HeLa cells, MCF7 cells, mouse brain tissue. Positive IHC detected in human lung cancer tissue, human brain tissue, human kidney tissue, human liver tissue, human lung tissue, human ovary tissue, human placenta tissue, human skin tissue, human spleen tissue, human testis tissue. Observed molecular weight by Western-blot: 60 kDa

Properties

Preparation:

This antibody was obtained by immunization of PSAP recombinant protein (Accession Number: BC001503). Purification method: Antigen affinity purified.

Formulation:

PBS with 0.1% sodium azide and 50% glycerol pH 7.3.

Storage:

Store at -20°C. DO NOT ALIQUOT

Clonality:

Polyclonal

Ig Type:Rabbit IgG


Applications

Recommended Dilution:

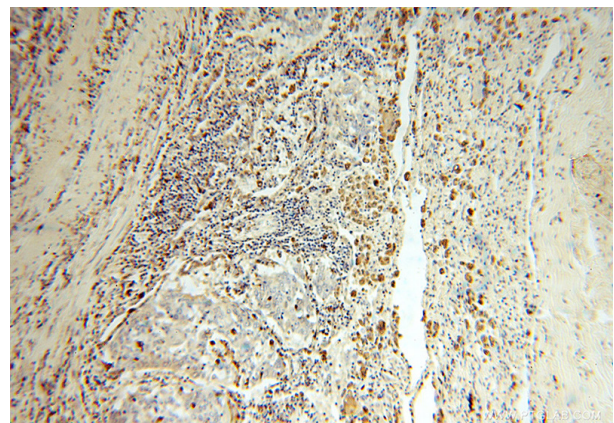
WB: 1:200-1:1000

IHC: 1:20-1:200

Validations



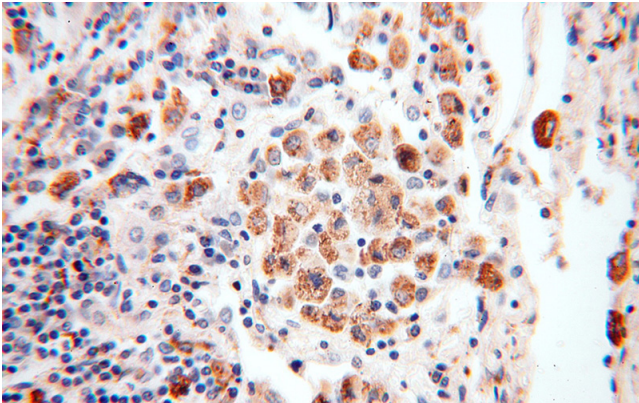
HEK-293 cells were subjected to SDS PAGE followed by western blot with Catalog No:114287(PSAP antibody) at dilution of 1:300



Immunohistochemical of paraffin-embedded human lung cancer using Catalog No:114287(PSAP antibody) at dilution of 1:200 (under 10x lens)

PSAP antibody

Catalog Number: 114287



Immunohistochemical of paraffin-embedded human lung cancer using Catalog No:114287(PSAP antibody) at dilution of 1:200 (under 40x lens)