

PRKAR2A antibody



Catalog Number: 114197

Product name

PRKAR2A antibody

WB: 1:500-1:5000

IP: 1:500-1:5000

Specificity


Human, Mouse, Rat; other species not tested.

IF: 1:10-1:100

Antibody description

PRKAR2A Rabbit Polyclonal antibody. Positive IP detected in HeLa cells. Positive WB detected in K-562 cells, HeLa cells, human testis tissue, MCF7 cells, mouse testis tissue, PC-3 cells. Positive IF detected in HeLa cells, HepG2 cells, MCF-7 cells. Observed molecular weight by Western-blot: 46-52 kDa

Validations



K-562 cells were subjected to SDS PAGE followed by western blot with Catalog No:114197 (PRKAR2A antibody) at dilution of

Preparation

This antibody was obtained by immunization of PRKAR2A recombinant protein (Accession Number: NM_001321983). Purification method: Antigen affinity purified.

Formulation

PBS with 0.1% sodium azide and 50% glycerol pH 7.3.

Storage

Store at -20°C. DO NOT ALIQUOT

Clonality

Polyclonal

Ig Type

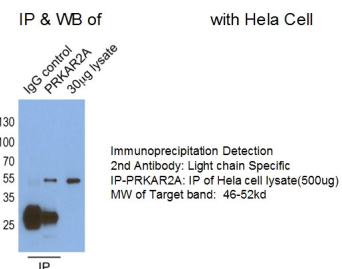
Rabbit IgG

Applications

ELISA, WB, IP, IF

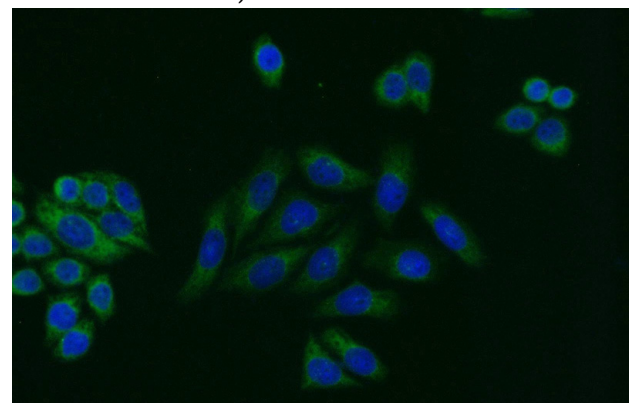
Dilutions

Recommended Dilution:



1:1000

IP result of anti-PRKAR2A (Catalog No:114197 for IP and Detection).



Immunofluorescent analysis of HeLa cells using

PRKAR2A antibody



Catalog Number: 114197

Catalog No:114197(PRKAR2A Antibody) at

dilution of 1:25 and Alexa Fluor 488-conjugated
AffiniPure Goat Anti-Rabbit IgG(H+L)