

PPIH antibody

Catalog Number: 114126

Product name

PPIH antibody

IHC: 1:20-1:200

IF: 1:10-1:100


Specificity

Human, Mouse, Rat; other species not tested.

Antibody description

PPIH Rabbit Polyclonal antibody. Positive WB detected in PC-3 cells, human colon tissue. Positive IHC detected in human colon cancer tissue. Positive IF detected in PC-3 cells. Observed molecular weight by Western-blot: 20kd

Validations



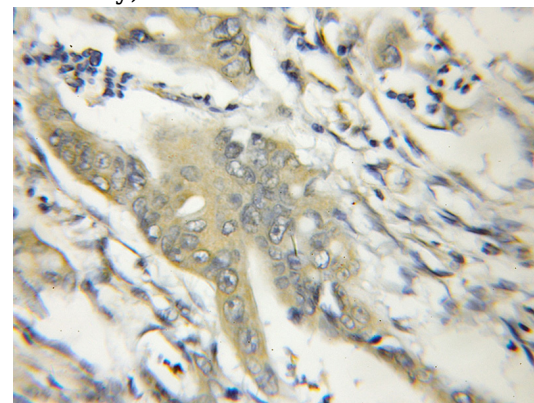
Preparation

This antibody was obtained by immunization of PPIH recombinant protein (Accession Number: NM_006347). Purification method: Antigen affinity purified.

PC-3 cells were subjected to SDS PAGE followed by western blot with Catalog No:114126(PPIH antibody) at dilution of 1:200

Formulation

PBS with 0.1% sodium azide and 50% glycerol pH 7.3.



Storage

Store at -20°C. DO NOT ALIQUOT

Clonality

Polyclonal

Immunohistochemical of paraffin-embedded human colon cancer using Catalog No:114126(PPIH antibody) at dilution of 1:50 (under 10x lens)

Ig Type

Rabbit IgG

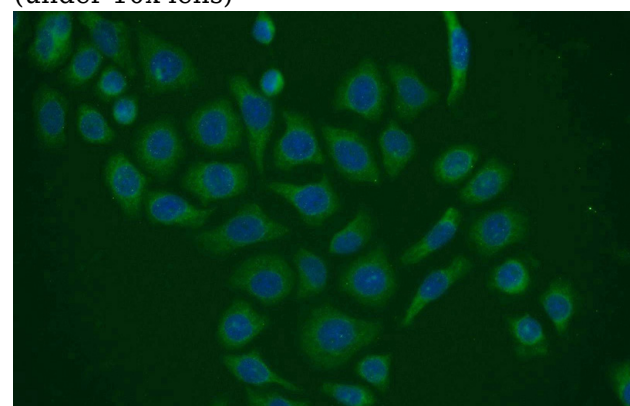
Applications

ELISA, WB, IHC, IF

Dilutions

Recommended Dilution:

WB: 1:200-1:2000



Immunofluorescent analysis of PC-3 cells using

PPIH antibody



Catalog Number: 114126

Catalog No:114126(PPIH Antibody) at dilution of 1:25 and Alexa Fluor 488-conjugated AffiniPure Goat Anti-Rabbit IgG(H+L)