

PPP1R2P9 antibody



Catalog Number: 114089

Product name

PPP1R2P9 antibody

IHC: 1:20-1:200

IF: 1:10-1:100

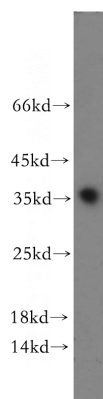
Specificity

Human; other species not tested.

Validations

Antibody description

PPP1R2P9 Rabbit Polyclonal antibody. Positive IF detected in HepG2 cells. Positive IHC detected in human testis tissue, human brain tissue. Positive WB detected in human testis tissue, human brain tissue. Observed molecular weight by Western-blot: 35 kDa



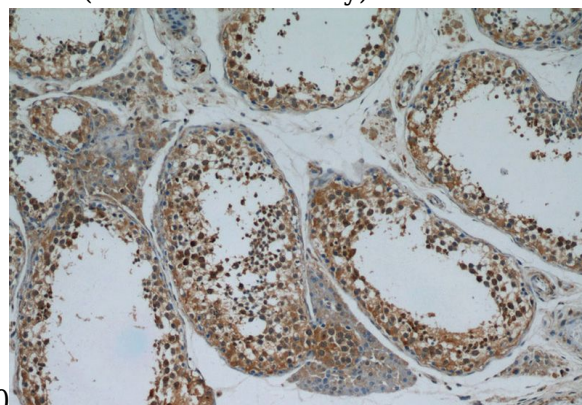
Preparation

This antibody was obtained by immunization of PPP1R2P9 recombinant protein (Accession Number: BC056673). Purification method: Antigen affinity purified.

human testis tissue were subjected to SDS PAGE followed by western blot with Catalog No:114089(PPP1R2P9 antibody) at dilution of

Formulation

PBS with 0.02% sodium azide and 50% glycerol pH 7.3.



Storage

Store at -20°C. DO NOT ALIQUOT

1:300

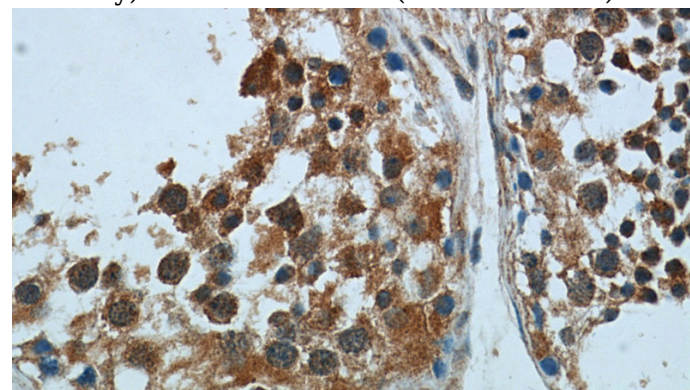
Clonality

Polyclonal

Immunohistochemical of paraffin-embedded human testis using Catalog No:114089(PPP1R2P9 antibody) at dilution of 1:50 (under 10x lens)

Ig Type

Rabbit IgG



Applications

ELISA, WB, IHC, IF

Dilutions

Recommended Dilution:

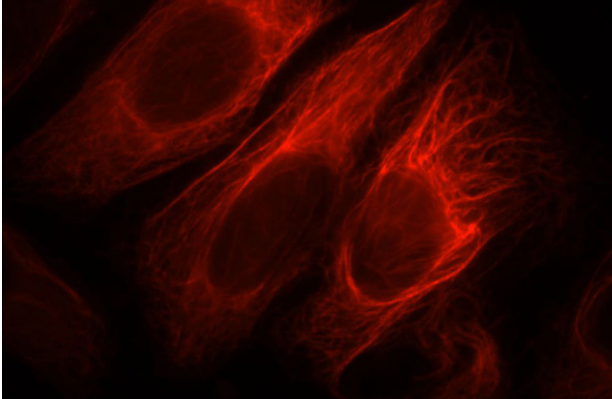
WB: 1:200-1:2000

Immunohistochemical of paraffin-embedded human testis using Catalog No:114089(PPP1R2P9

PPP1R2P9 antibody

Catalog Number: 114089

antibody) at dilution of 1:50 (under 40x lens)



Immunofluorescent analysis of HepG2 cells, using PPP1R2P9 antibody Catalog No:114089 at 1:25 dilution and Rhodamine-labeled goat anti-rabbit IgG (red).