

PIP5K1B antibody



Catalog Number: 113915

Product name

PIP5K1B antibody

Immunogen

[Human PIP5K1B Recombinant protein \(His tag\)](#)

Specificity

Human, Mouse, Rat; other species not tested.

Antibody description

PIP5K1B Rabbit Polyclonal antibody. Positive WB detected in human testis tissue, human brain tissue. Positive IP detected in mouse testis tissue. Positive IHC detected in human lung tissue, human heart tissue, human kidney tissue. Observed molecular weight by Western-blot: 62 kDa

Preparation

This antibody was obtained by immunization of PIP5K1B recombinant protein (Accession Number: NM_001031687). Purification method: Antigen affinity purified.

Formulation

PBS with 0.02% sodium azide and 50% glycerol pH 7.3.

Storage

Store at -20°C. DO NOT ALIQUOT

Clonality

Polyclonal

Ig Type

Rabbit IgG

Applications

ELISA, WB, IHC, IP

Dilutions


Recommended Dilution:

WB: 1:500-1:5000

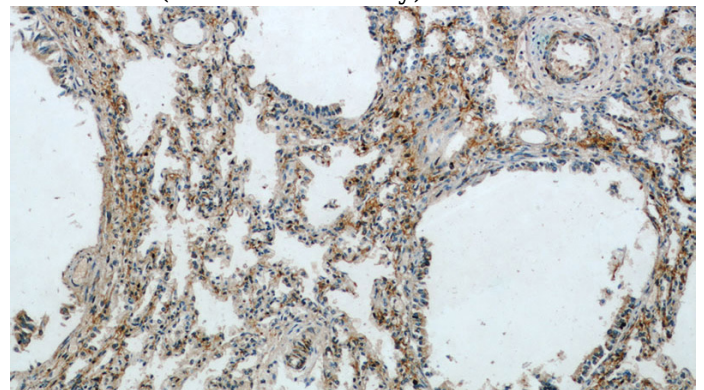
IP: 1:200-1:2000

IHC: 1:20-1:200

Validations



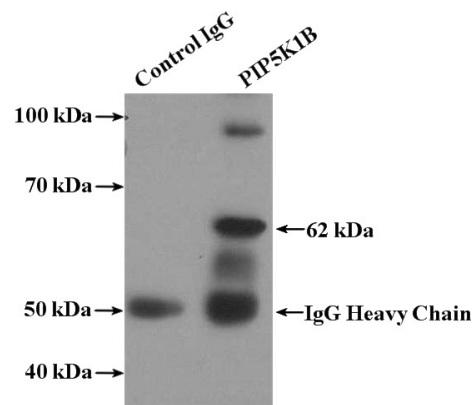
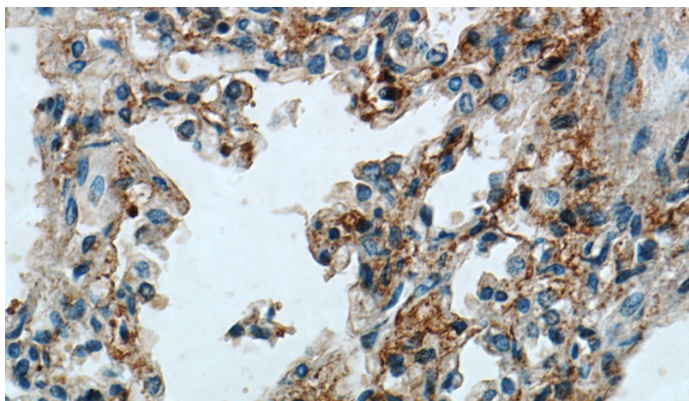
human testis tissue were subjected to SDS PAGE followed by western blot with Catalog No:113915(PIP5K1B antibody) at dilution of 1:500



Immunohistochemical of paraffin-embedded human lung using Catalog No:113915(PIP5K1B antibody) at dilution of 1:100 (under 10x lens)

PIP5K1B antibody

Catalog Number: 113915



Immunohistochemical of paraffin-embedded human lung using Catalog No:113915(PIP5K1B antibody) at dilution of 1:100 (under 40x lens)

IP Result of anti-PIP5K1B (IP:Catalog No:113915, 4ug; Detection:Catalog No:113915 1:500) with mouse testis tissue lysate 4000ug.