

PIP5K1A antibody

Catalog Number: 113914

Product name

PIP5K1A antibody

IP: N/AIF: 1:10-1:100

Specificity

Human, Mouse, Rat; other species not tested.

Antibody description

PIP5K1A Rabbit Polyclonal antibody. Positive IP detected in HeLa cells, mouse heart tissue. Positive WB detected in human heart tissue, human liver tissue. Positive IF detected in HeLa cells. Positive FC detected in HeLa cells. Observed molecular weight by Western-blot: 62 kDa

Preparation

This antibody was obtained by immunization of PIP5K1A recombinant protein (Accession Number: NM_001135637). Purification method: Antigen affinity purified.

Formulation

PBS with 0.02% sodium azide and 50% glycerol pH 7.3.

Storage

Store at -20°C. DO NOT ALIQUOT

Clonality

Polyclonal

Ig Type

Rabbit IgG

Applications


ELISA, WB, IF, FC, IP

Dilutions

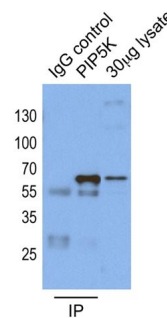
Recommended Dilution:

WB: 1:200-1:2000

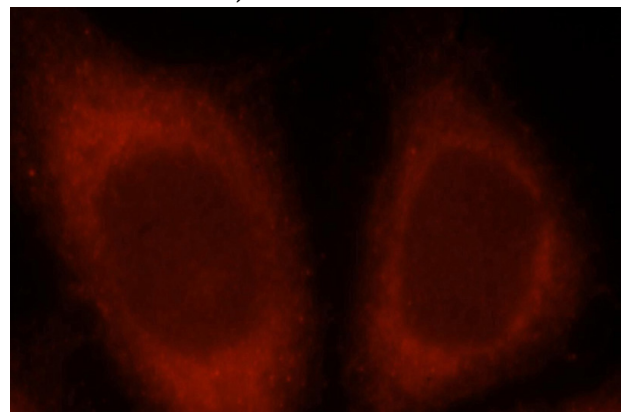
Validations



human heart tissue were subjected to SDS PAGE followed by western blot with Catalog No:113914(PIP5K1A antibody) at dilution of 1:500



IP result of anti-PIP5K1A(Catalog No:113914 for IP and Detection).

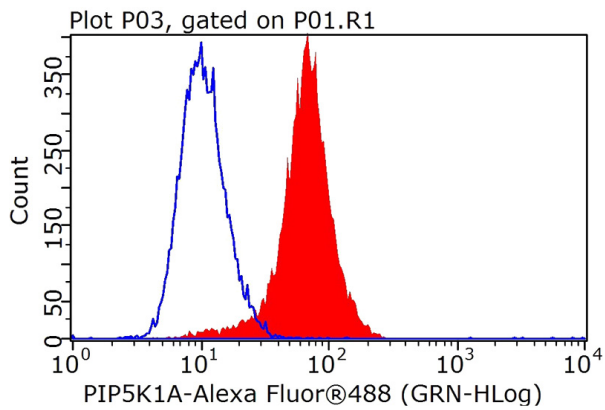


Immunofluorescent analysis of HeLa cells, using PIP5K1A antibody Catalog No:113914 at 1:25 dilution and Rhodamine-labeled goat anti-rabbit IgG (red).

PIP5K1A antibody



Catalog Number: 113914



1X10⁶ HeLa cells were stained with .5ug PIP5K1A antibody (Catalog No:113914, red) and control antibody (blue). Fixed with 4% PFA blocked with 3% BSA (30 min). FITC-Goat anti-Rabbit IgG with dilution 1:100.