

PI3K p87 antibody

Catalog Number: 113875

Product name

PI3K p87 antibody

Specificity

Human, Mouse; other species not tested.

Antibody description

PI3K p87 Rabbit Polyclonal antibody. Positive WB detected in human heart tissue. Positive IHC detected in human heart tissue, human testis tissue. Observed molecular weight by Western-blot: 87-90 kDa

Preparation

This antibody was obtained by immunization of Peptide (Accession Number: NM_001010855). Purification method: Antigen affinity purified.

Formulation

PBS with 0.02% sodium azide and 50% glycerol pH 7.3.

Storage

Store at -20°C. DO NOT ALIQUOT

Clonality

Polyclonal

Ig Type

Rabbit IgG

Applications

ELISA, WB, IHC


Dilutions

Recommended Dilution:

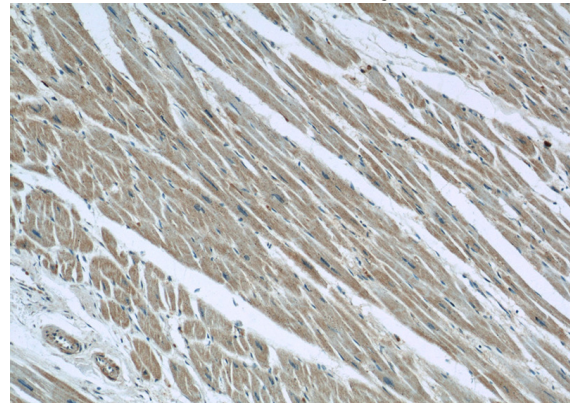
WB: 1:500-1:5000

IHC: 1:20-1:200

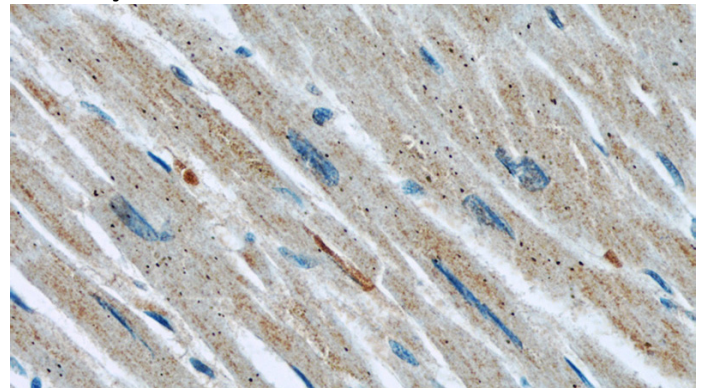
Validations



human heart tissue were subjected to SDS PAGE followed by western blot with Catalog No:113875(PIK3R6 antibody) at dilution of 1:1000



Immunohistochemical of paraffin-embedded human heart using Catalog No:113875(PIK3R6 antibody) at dilution of 1:50 (under 10x lens)



Immunohistochemical of paraffin-embedded human heart using Catalog No:113875(PIK3R6 antibody) at dilution of 1:50 (under 40x lens)