

# PGAP1 antibody

Catalog Number: 113778

## Product name

PGAP1 antibody

## Specificity

Human, Mouse; other species not tested.

## Antibody description

PGAP1 Rabbit Polyclonal antibody. Positive IHC detected in human testis tissue, human breast cancer tissue. Positive WB detected in human testis tissue, HEK-293 cells, MCF7 cells, mouse testis tissue. Observed molecular weight by Western-blot: 49-53kd,85-90kd

## Preparation

This antibody was obtained by immunization of Peptide (Accession Number: NM\_024989). Purification method: Antigen affinity purified.

## Formulation

PBS with 0.02% sodium azide and 50% glycerol pH 7.3.

## Storage

Store at -20°C. DO NOT ALIQUOT

## Clonality

Polyclonal

## Ig Type

Rabbit IgG

## Applications

ELISA, WB, IHC


## Dilutions

Recommended Dilution:

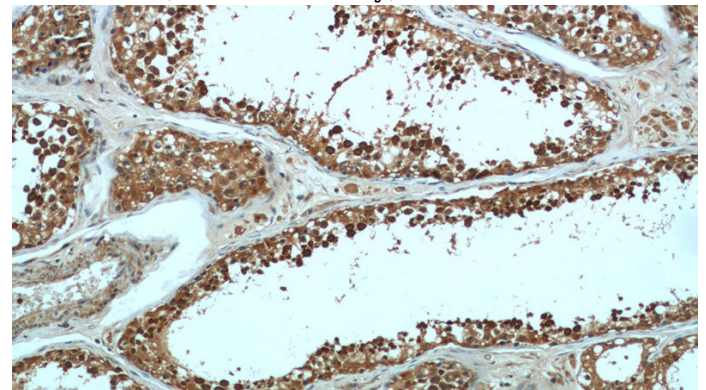
WB: 1:200-1:2000

IHC: 1:20-1:200

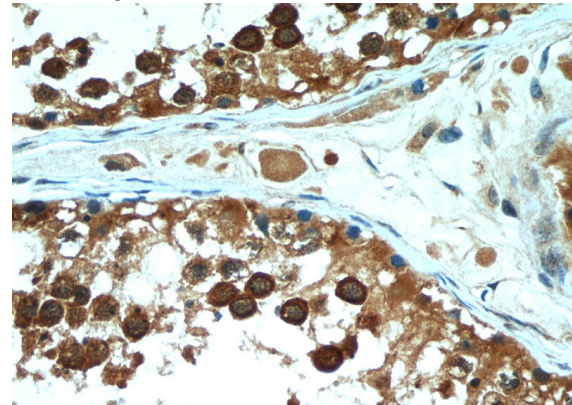
## Validations



human testis tissue were subjected to SDS PAGE followed by western blot with Catalog No:113778(PGAP1 antibody) at dilution of 1:600



Immunohistochemical of paraffin-embedded human testis using Catalog No:113778(PGAP1 antibody) at dilution of 1:50 (under 10x lens)



Immunohistochemical of paraffin-embedded human testis using Catalog No:113778(PGAP1 antibody) at dilution of 1:50 (under 40x lens)