

# PGAM1 antibody



Catalog Number: 113775

## Product name

PGAM1 antibody

Recommended Dilution:

WB: 1:200-1:2000

IHC: 1:20-1:200

## Immunogen

[Human PGAM1 Recombinant protein \(GST tag\)](#)


## Validations

## Specificity

Human, Mouse, Rat; other species not tested.

## Antibody description

PGAM1 Rabbit Polyclonal antibody. Positive IHC detected in human brain tissue. Positive WB detected in human brain tissue, A549 cells, HepG2 cells, L02 cells, MCF7 cells, mouse liver tissue, rat brain tissue, rat liver tissue. Observed molecular weight by Western-blot: 29kd



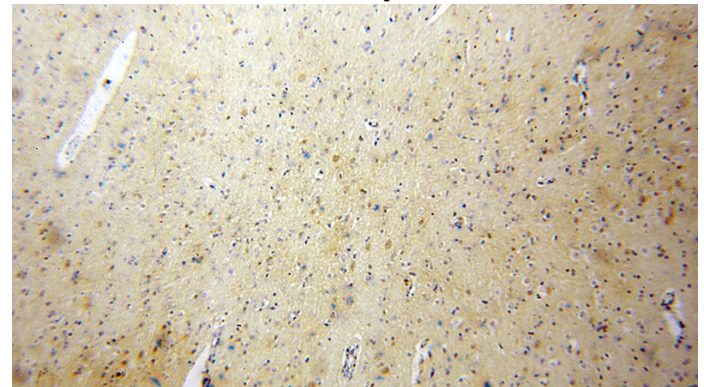
## Preparation

This antibody was obtained by immunization of PGAM1 recombinant protein (Accession Number: NM\_002629). Purification method: Antigen affinity purified.

human brain tissue were subjected to SDS PAGE followed by western blot with Catalog No:113775(PGAM1 antibody) at dilution of 1:300

## Formulation

PBS with 0.02% sodium azide and 50% glycerol pH 7.3.



## Storage

Store at -20°C. DO NOT ALIQUOT

Immunohistochemical of paraffin-embedded human brain using Catalog No:113775(PGAM1 antibody) at dilution of 1:50 (under 10x lens)

## Clonality

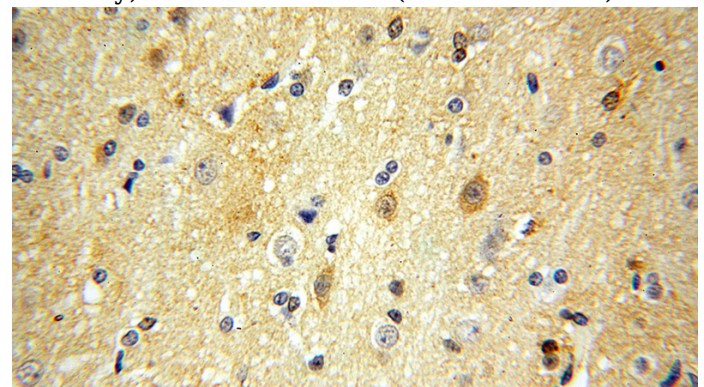
Polyclonal

## Ig Type

Rabbit IgG

## Applications

ELISA, WB, IHC



## Dilutions

Immunohistochemical of paraffin-embedded

# PGAM1 antibody



Catalog Number: 113775

---

human brain using Catalog No:113775(PGAM1 antibody) at dilution of 1:50 (under 40x lens)