

PCSK9 antibody

Catalog Number: 113754

Product name

PCSK9 antibody

Specificity

Human, Mouse, Rat; other species not tested.

Antibody description

PCSK9 Rabbit Polyclonal antibody. Positive IHC detected in human colon cancer tissue. Positive WB detected in COLO 320 cells, HepG2 cells. Observed molecular weight by Western-blot: 58-62kd, 78kd

Preparation

This antibody was obtained by immunization of Peptide (Accession Number: NM_174936). Purification method: Antigen affinity purified.

Formulation

PBS with 0.02% sodium azide and 50% glycerol pH 7.3.

Storage

Store at -20°C. DO NOT ALIQUOT

Clonality

Polyclonal

Ig Type

Rabbit IgG

Applications

ELISA, WB, IHC

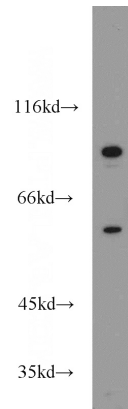
Dilutions

Recommended Dilution:

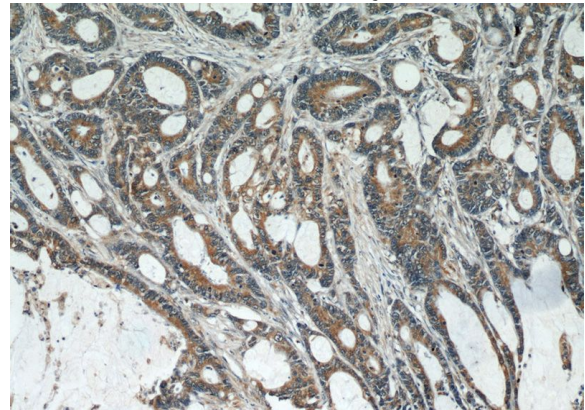
WB: 1:200-1:2000

IHC: 1:20-1:200

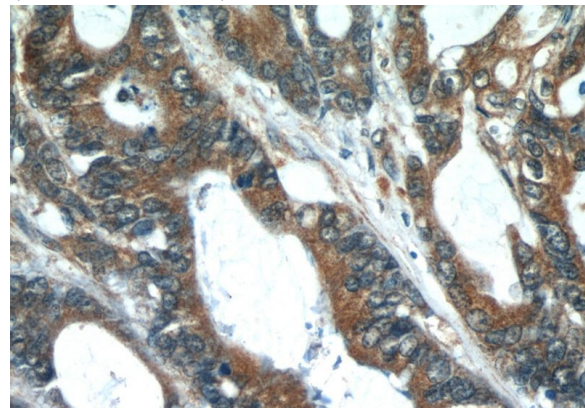
Validations



COLO 320 cells were subjected to SDS PAGE followed by western blot with Catalog No:113754(PCSK9 antibody) at dilution of 1:500



Immunohistochemical of paraffin-embedded human colon cancer using Catalog No:113754(PCSK9 antibody) at dilution of 1:50 (under 10x lens)



Immunohistochemical of paraffin-embedded human colon cancer using Catalog No:113754(PCSK9 antibody) at dilution of 1:50 (under 40x lens)