

PEX5L antibody



Catalog Number: 113731

Product name

PEX5L antibody

Specificity

Human, Mouse, Rat; other species not tested.

Antibody description

PEX5L Rabbit Polyclonal antibody. Positive WB detected in mouse brain tissue, rat brain tissue. Positive IHC detected in human brain tissue. Observed molecular weight by Western-blot: 65-70 kDa

Preparation

This antibody was obtained by immunization of PEX5L recombinant protein (Accession Number: NM_001256752). Purification method: Antigen affinity purified.

Formulation

PBS with 0.1% sodium azide and 50% glycerol pH 7.3.

Storage

Store at -20°C. DO NOT ALIQUOT

Clonality

Polyclonal

Ig Type

Rabbit IgG

Applications

ELISA, WB, IHC


Dilutions

Recommended Dilution:

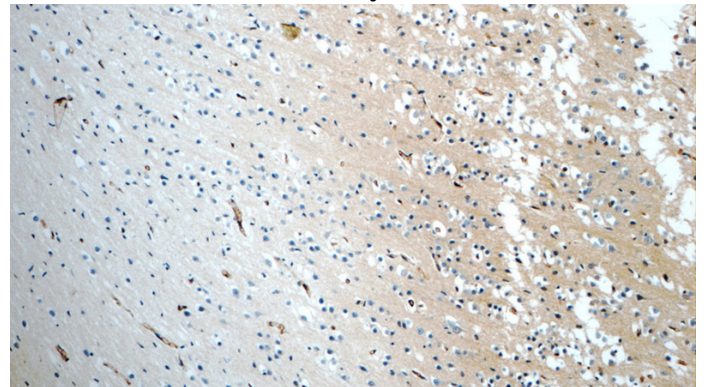
WB: 1:200-1:2000

IHC: 1:20-1:200

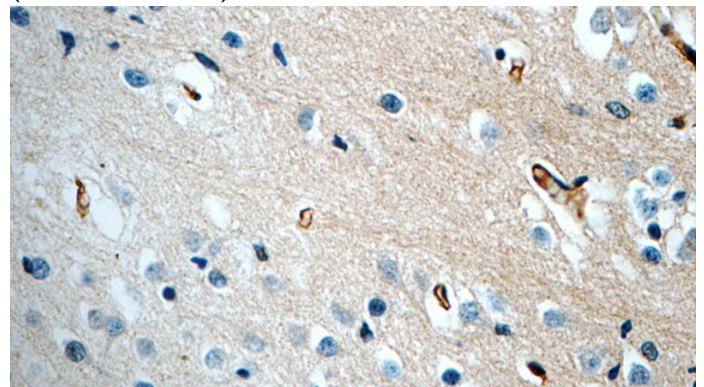
Validations



mouse brain tissue were subjected to SDS PAGE followed by western blot with Catalog No:113731(PEX5L antibody) at dilution of 1:600



Immunohistochemistry of paraffin-embedded human brain tissue slide using Catalog No:113731(PEX5L Antibody) at dilution of 1:50 (under 10x lens)



Immunohistochemistry of paraffin-embedded human brain tissue slide using Catalog No:113731(PEX5L Antibody) at dilution of 1:50

PEX5L antibody



Catalog Number: 113731

(under 40x lens)