

PEX11G antibody



Catalog Number: 113726

Product name

PEX11G antibody

Specificity

Human, Mouse, Rat; other species not tested.

Antibody description

PEX11G Rabbit Polyclonal antibody. Positive WB detected in human testis tissue. Positive IHC detected in human kidney tissue. Observed molecular weight by Western-blot: 27 kDa

Preparation

This antibody was obtained by immunization of PEX11G recombinant protein (Accession Number: NM_080662). Purification method: Antigen affinity purified.

Formulation

PBS with 0.02% sodium azide and 50% glycerol pH 7.3.

Storage

Store at -20°C. DO NOT ALIQUOT

Clonality

Polyclonal

Ig Type

Rabbit IgG

Applications

ELISA, WB, IHC


Dilutions

Recommended Dilution:

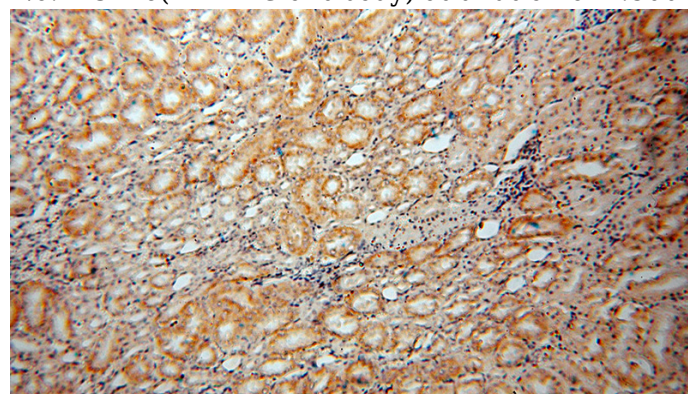
WB: 1:200-1:2000

IHC: 1:20-1:200

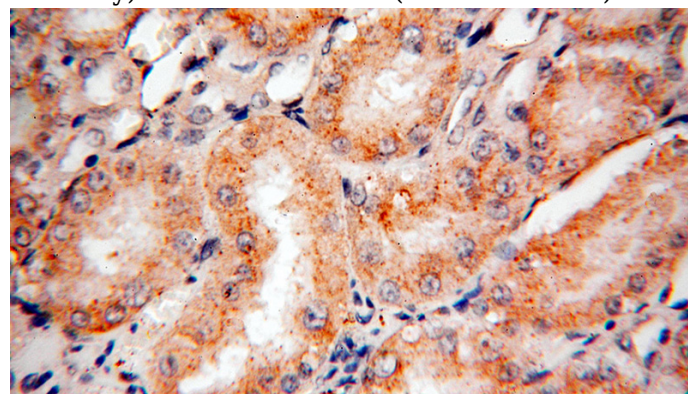
Validations



human testis tissue were subjected to SDS PAGE followed by western blot with Catalog No:113726(PEX11G antibody) at dilution of 1:500



Immunohistochemical of paraffin-embedded human kidney using Catalog No:113726(PEX11G antibody) at dilution of 1:50 (under 10x lens)



Immunohistochemical of paraffin-embedded human kidney using Catalog No:113726(PEX11G antibody) at dilution of 1:50 (under 40x lens)