

PANK3 antibody

Catalog Number: 113571

Product name

PANK3 antibody

IHC: 1:20-1:200

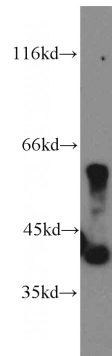
Specificity

Human, Mouse, Rat; other species not tested.

Validations

Antibody description

PANK3 Rabbit Polyclonal antibody. Positive IHC detected in human hepatocirrhosis tissue, human breast cancer tissue, human liver cancer tissue. Positive WB detected in HepG2 cells. Observed molecular weight by Western-blot: 41kd



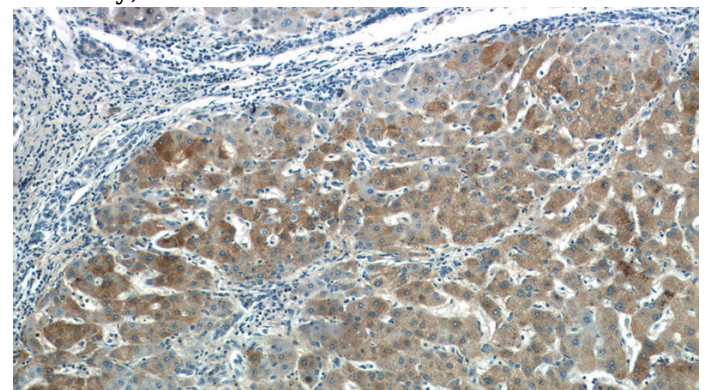
Preparation

This antibody was obtained by immunization of PANK3 recombinant protein (Accession Number: NM_024594). Purification method: Antigen affinity purified.

HepG2 cells were subjected to SDS PAGE followed by western blot with Catalog No:113571(PANK3 antibody) at dilution of 1:500

Formulation

PBS with 0.02% sodium azide and 50% glycerol pH 7.3.



Storage

Store at -20°C. DO NOT ALIQUOT

Clonality

Polyclonal

Ig Type

Rabbit IgG

Applications

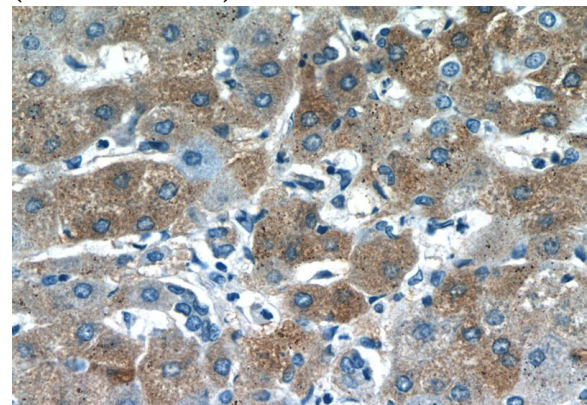
ELISA, WB, IHC

Dilutions

Recommended Dilution:

WB: 1:500-1:5000

Immunohistochemistry of paraffin-embedded human hepatocirrhosis tissue slide using Catalog No:113571(PANK3 Antibody) at dilution of 1:50 (under 10x lens)



Immunohistochemistry of paraffin-embedded human hepatocirrhosis tissue slide using Catalog No:113571(PANK3 Antibody) at dilution of 1:50

PANK3 antibody



Catalog Number: 113571

(under 40x lens)