

P62/SQSTM1 antibody



Catalog Number: 113557

Product name

P62/SQSTM1 antibody

Immunogen

[Human P62;SQSTM1 Recombinant protein \(GST tag\)](#)

Specificity

Human, Mouse, Rat; other species not tested.

Antibody description

P62/SQSTM1 Rabbit Polyclonal antibody. Positive FC detected in HEK-293T cells. Positive IF detected in Starvation treated HepG2 cells, A431 cells, HeLa cells, MCF-7 cells. Positive IHC detected in human gliomas tissue, human heart tissue, human liver cancer tissue. Positive WB detected in HEK-293 cells, HeLa cells, Jurkat cells. Positive IP detected in HEK-293 cells. Observed molecular weight by Western-blot: 62 kDa

Preparation

This antibody was obtained by immunization of P62/SQSTM1 recombinant protein (Accession Number: NM_003900). Purification method: Antigen affinity purified.

Formulation

PBS with 0.02% sodium azide and 50% glycerol pH 7.3.

Storage

Store at -20°C. DO NOT ALIQUOT

Clonality

Polyclonal

Ig Type

Rabbit IgG

Applications

ELISA, WB, IHC, IP, FC, IF

Dilutions

Recommended Dilution:


WB: 1:1000-1:10000

IP: 1:1000-1:10000

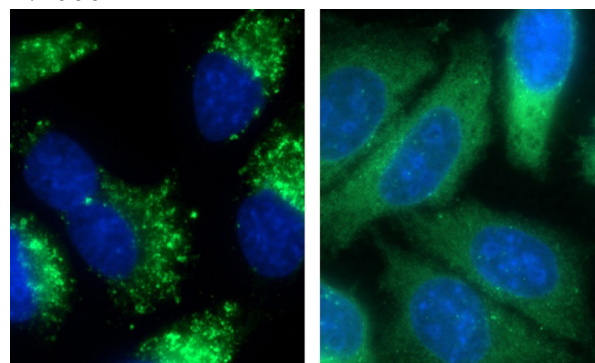
IHC: 1:20-1:200

IF: 1:20-1:200

Validations



HEK-293 cells were subjected to SDS PAGE followed by western blot with Catalog No:113557(SQSTM1 antibody) at dilution of 1:1000



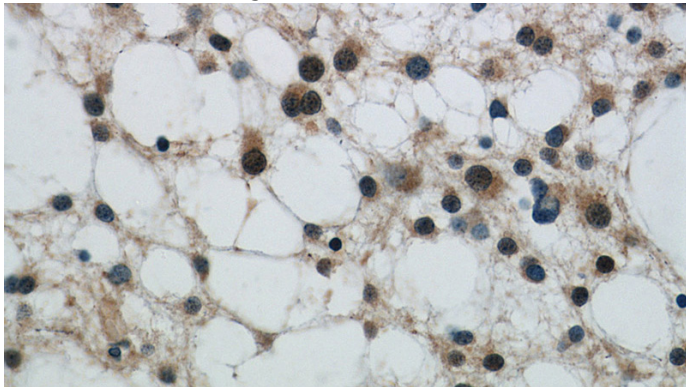
Immunofluorescent analysis of (-20°C Ethanol) fixed Starvation treated HepG2 cells using Catalog No:113557(P62;SQSTM1 Antibody) at dilution of 1:50 and Alexa Fluor 488-conjugated AffiniPure

P62/SQSTM1 antibody

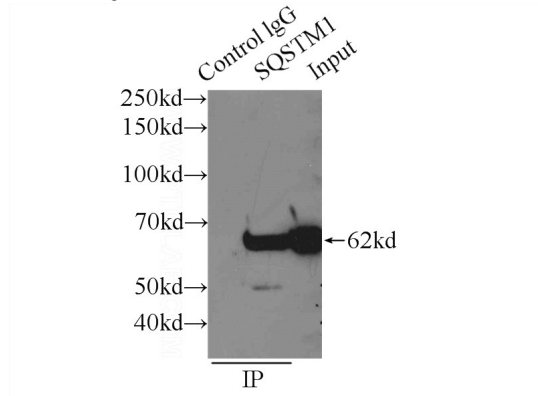


Catalog Number: 113557

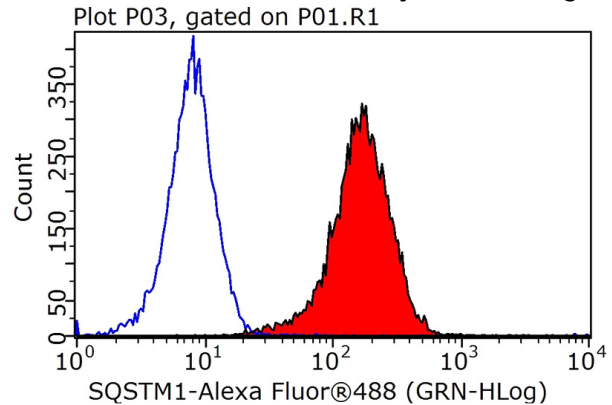
Goat Anti-Rabbit IgG(H+L)



Immunohistochemical of paraffin-embedded human gliomas using Catalog No:113557(SQSTM1 antibody) at dilution of 1:50 (under 40x lens)



IP Result of anti-P62;SQSTM1 (IP:Catalog No:113557, 3ug; Detection:Catalog No:113557 1:2000) with HEK-293 cells lysate 1300ug.



1X10⁶ HEK-293T cells were stained with 0.2ug P62; SQSTM1 antibody (Catalog No:113557, red) and control antibody (blue). Fixed with 90% MeOH blocked with 3% BSA (30 min). Alexa Fluor 488-conjugated AffiniPure Goat Anti-Rabbit IgG(H+L) with dilution 1:1000.