

OTUD7B antibody



Catalog Number: 113518

Product name

OTUD7B antibody

IP: 1:200-1:2000

IHC: 1:20-1:200


Specificity

Human, Mouse, Rat; other species not tested.

Validations

Antibody description

OTUD7B Rabbit Polyclonal antibody. Positive IHC detected in human kidney tissue, human heart tissue, mouse heart tissue, mouse kidney tissue. Positive WB detected in Jurkat cells. Positive IP detected in Jurkat cells. Observed molecular weight by Western-blot: 100kd



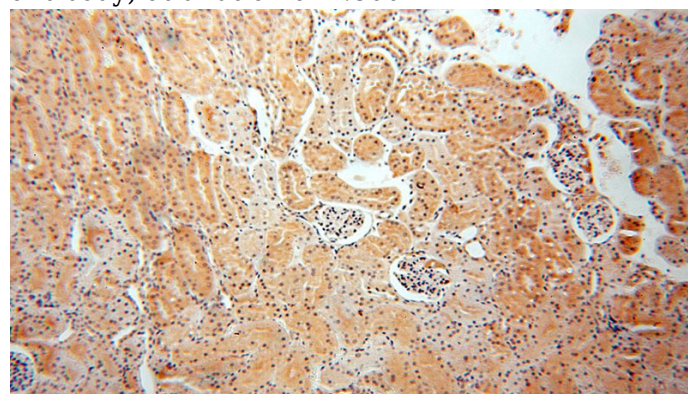
Preparation

This antibody was obtained by immunization of OTUD7B recombinant protein (Accession Number: BC020622). Purification method: Antigen affinity purified.

Jurkat cells were subjected to SDS PAGE followed by western blot with Catalog No:113518(OTUD7B antibody) at dilution of 1:800

Formulation

PBS with 0.02% sodium azide and 50% glycerol pH 7.3.



Storage

Store at -20°C. DO NOT ALIQUOT

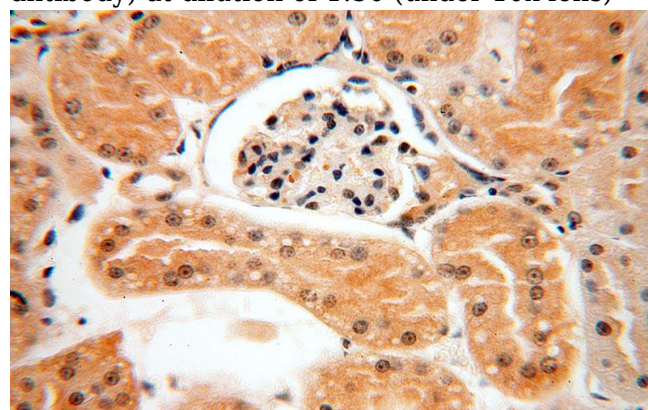
Clonality

Polyclonal

Immunohistochemical of paraffin-embedded human kidney using Catalog No:113518(OTUD7B antibody) at dilution of 1:50 (under 10x lens)

Ig Type

Rabbit IgG



Applications

ELISA, WB, IHC, IP

Dilutions

Recommended Dilution:

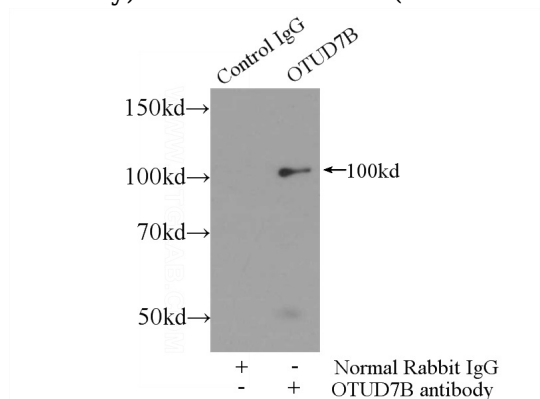
WB: 1:200-1:2000

Immunohistochemical of paraffin-embedded human kidney using Catalog No:113518(OTUD7B antibody)

OTUD7B antibody

Catalog Number: 113518

antibody) at dilution of 1:50 (under 40x lens)



IP Result of anti-OTUD7B (IP:Catalog No:113518, 4ug; Detection:Catalog No:113518 1:800) with Jurkat cells lysate 2500ug.