

PAFAH antibody



Catalog Number: 113485

Product name

PAFAH antibody

WB: 1:200-1:1000

IHC: 1:20-1:200


Specificity

Human, Mouse; other species not tested.

Validations

Antibody description

PAFAH Rabbit Polyclonal antibody. Positive IHC detected in human tonsillitis tissue, human colon cancer tissue, human prostate cancer tissue. Positive WB detected in RAW 264.7 cells, mouse liver tissue, mouse spleen tissue, RAW264.7 cells. Observed molecular weight by Western-blot: 43-67 kDa



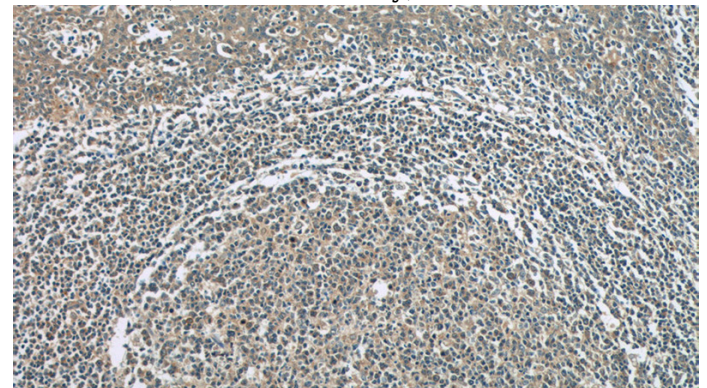
Preparation

This antibody was obtained by immunization of PAFAH recombinant protein (Accession Number: NM_001168357). Purification method: Antigen affinity purified.

RAW264.7 cells were subjected to SDS PAGE followed by western blot with Catalog No:113485(PLA2G7 antibody) at dilution of 1:300

Formulation

PBS with 0.1% sodium azide and 50% glycerol pH 7.3.



Storage

Store at -20°C. DO NOT ALIQUOT

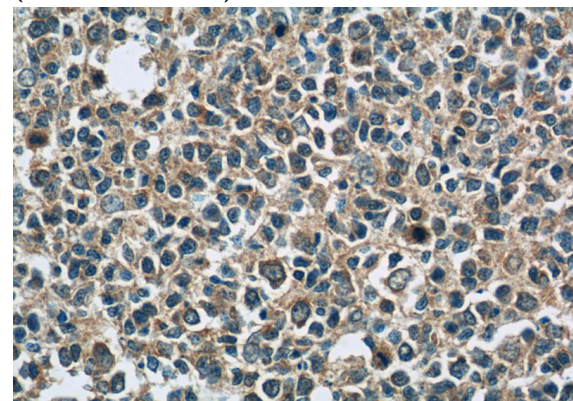
Clonality

Polyclonal

Immunohistochemistry of paraffin-embedded human tonsillitis tissue slide using Catalog No:113485(PLA2G7 Antibody) at dilution of 1:50 (under 10x lens)

Ig Type

Rabbit IgG



Applications

ELISA, WB, IHC

Dilutions

Recommended Dilution:

Immunohistochemistry of paraffin-embedded

PAFAH antibody



Catalog Number: 113485

human tonsillitis tissue slide using Catalog

No:113485(PLA2G7 Antibody) at dilution of 1:50
(under 40x lens)