

NYAP2 antibody

Catalog Number: 113456

Product name

NYAP2 antibody

Specificity

Human, Mouse; other species not tested.

Antibody description

NYAP2 Rabbit Polyclonal antibody. Positive WB detected in mouse brain tissue. Positive IHC detected in mouse brain tissue. Observed molecular weight by Western-blot: 80 kDa

Preparation

This antibody was obtained by immunization of NYAP2 recombinant protein (Accession Number: BC131727). Purification method: Antigen affinity purified.

Formulation

PBS with 0.1% sodium azide and 50% glycerol pH 7.3.

Storage

Store at -20°C. DO NOT ALIQUOT

Clonality

Polyclonal

Ig Type

Rabbit IgG

Applications

ELISA, WB, IHC

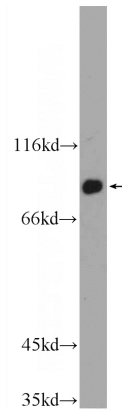
Dilutions

Recommended Dilution:

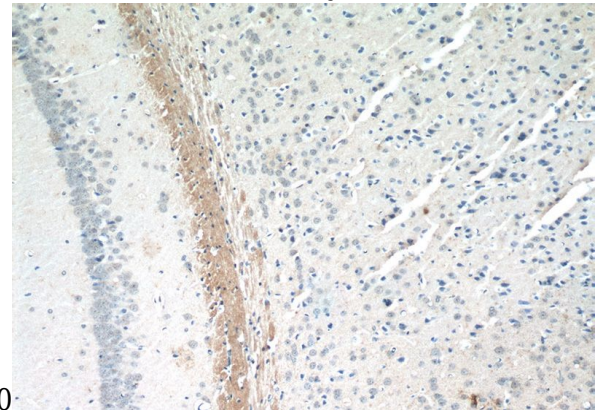
WB: 1:500-1:5000

IHC: 1:20-1:200

Validations

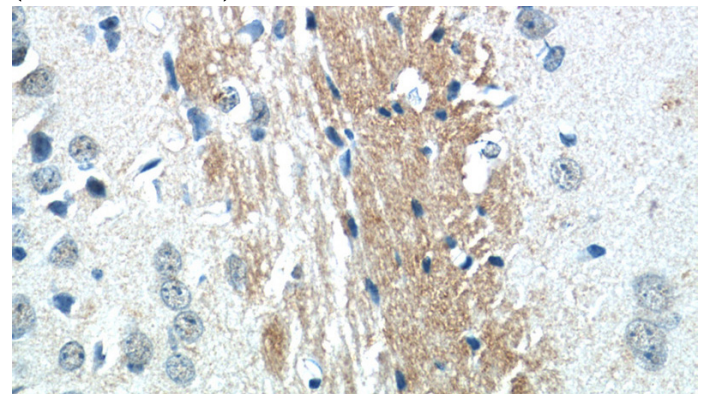


mouse brain tissue were subjected to SDS PAGE followed by western blot with Catalog No:113456(KIAA1486 Antibody) at dilution of



1:1000

Immunohistochemistry of paraffin-embedded mouse brain tissue slide using Catalog No:113456(KIAA1486 Antibody) at dilution of 1:50 (under 10x lens)



Immunohistochemistry of paraffin-embedded mouse brain tissue slide using Catalog No:113456(KIAA1486 Antibody) at dilution of 1:50 (under 40x lens)