

# NRIP3 antibody



Catalog Number: 113280

## Product name

NRIP3 antibody

## Specificity

Human, Mouse, Rat; other species not tested.

## Antibody description

NRIP3 Rabbit Polyclonal antibody. Positive IHC detected in human testis tissue, human ovary tissue. Positive WB detected in MCF-7 cells, HeLa cells. Observed molecular weight by Western-blot: 27 kDa

## Preparation

This antibody was obtained by immunization of NRIP3 recombinant protein (Accession Number: NM\_020645). Purification method: Antigen affinity purified.

## Formulation

PBS with 0.02% sodium azide and 50% glycerol pH 7.3.

## Storage

Store at -20°C. DO NOT ALIQUOT

## Clonality

Polyclonal

## Ig Type

Rabbit IgG

## Applications

ELISA, WB, IHC


## Dilutions

Recommended Dilution:

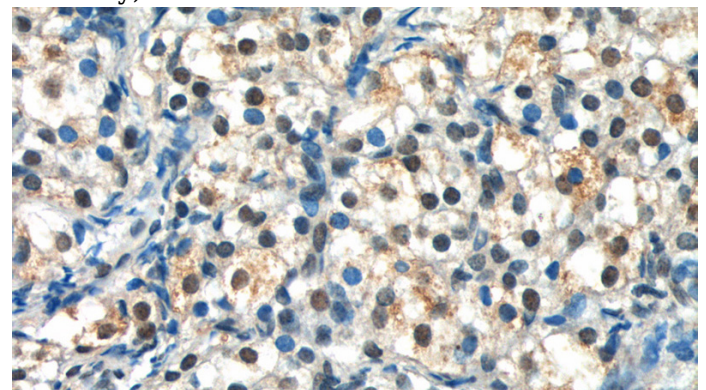
WB: 1:200-1:1000

IHC: 1:20-1:200

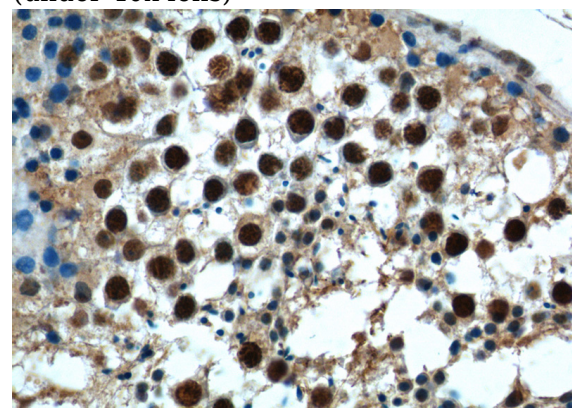
## Validations



MCF-7 cells were subjected to SDS PAGE followed by western blot with Catalog No:113280(NRIP3 Antibody) at dilution of 1:300



Immunohistochemistry of paraffin-embedded human ovary tissue slide using Catalog No:113280(NRIP3 Antibody) at dilution of 1:50 (under 40x lens)



Immunohistochemistry of paraffin-embedded human testis tissue slide using Catalog No:113280(NRIP3 Antibody) at dilution of 1:50

# NRIP3 antibody



Catalog Number: 113280

---

(under 40x lens)