

# NMRAL1 antibody



Catalog Number: 113254

## Product name

NMRAL1 antibody

IP: 1:200-1:2000

IHC: 1:20-1:200


## Specificity

Human, Mouse, Rat; other species not tested.

## Antibody description

NMRAL1 Rabbit Polyclonal antibody. Positive IHC detected in human liver tissue. Positive IP detected in Jurkat cells. Positive WB detected in Jurkat cells, HeLa cells. Observed molecular weight by Western-blot: 33 kDa

## Validations



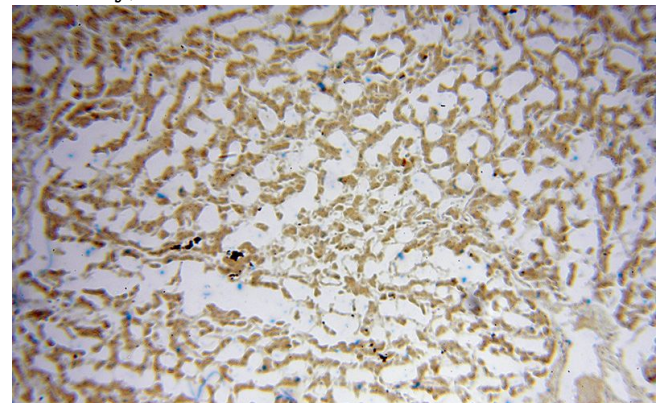
## Preparation

This antibody was obtained by immunization of NMRAL1 recombinant protein (Accession Number: NM\_001305141). Purification method: Antigen affinity purified.

Jurkat cells were subjected to SDS PAGE followed by western blot with Catalog No:113254(NMRAL1 antibody) at dilution of 1:500

## Formulation

PBS with 0.02% sodium azide and 50% glycerol pH 7.3.



## Storage

Store at -20°C. DO NOT ALIQUOT

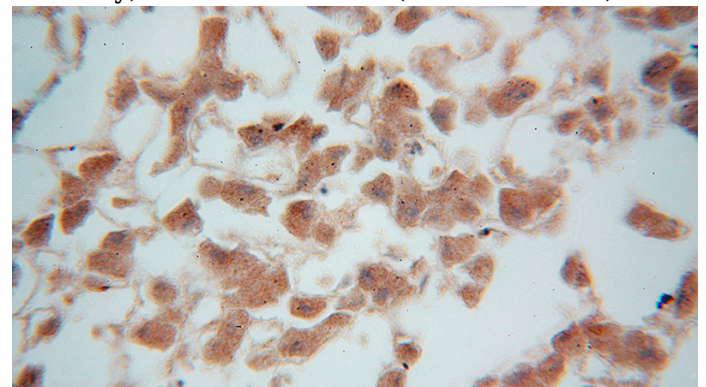
## Clonality

Polyclonal

Immunohistochemical of paraffin-embedded human liver using Catalog No:113254(NMRAL1 antibody) at dilution of 1:50 (under 10x lens)

## Ig Type

Rabbit IgG



## Applications

ELISA, WB, IHC, IP

## Dilutions

Recommended Dilution:

WB: 1:200-1:2000

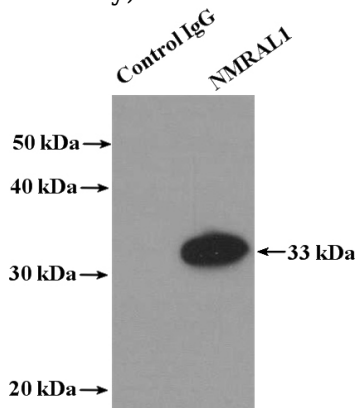
Immunohistochemical of paraffin-embedded human liver using Catalog No:113254(NMRAL1

# NMRAL1 antibody

Catalog Number: 113254

---

antibody) at dilution of 1:50 (under 40x lens)



IP Result of anti-NMRAL1 (IP:Catalog No:113254, 4ug; Detection:Catalog No:113254 1:500) with Jurkat cells lysate 2400ug.