

NPR3 antibody

Catalog Number: 113221

Product name

NPR3 antibody

Specificity

Human; other species not tested.

Antibody description

NPR3 Rabbit Polyclonal antibody. Positive IHC detected in human colon cancer tissue, human liver cancer tissue. Positive WB detected in HL-60 cells, HEK-293 cells. Observed molecular weight by Western-blot: 60 kDa

Preparation

This antibody was obtained by immunization of NPR3 recombinant protein (Accession Number: BC022250). Purification method: Antigen affinity purified.

Formulation

PBS with 0.1% sodium azide and 50% glycerol pH 7.3.

Storage

Store at -20°C. DO NOT ALIQUOT

Clonality

Polyclonal

Ig Type

Rabbit IgG

Applications

ELISA, WB, IHC

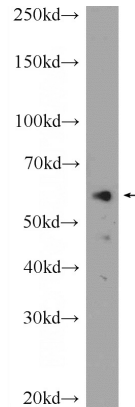
Dilutions

Recommended Dilution:

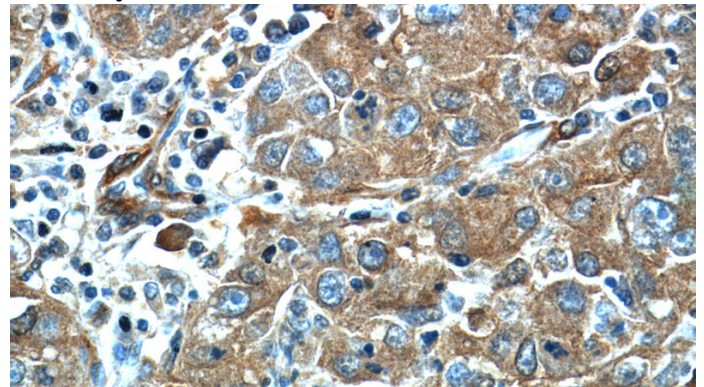
WB: 1:500-1:5000

IHC: 1:20-1:200

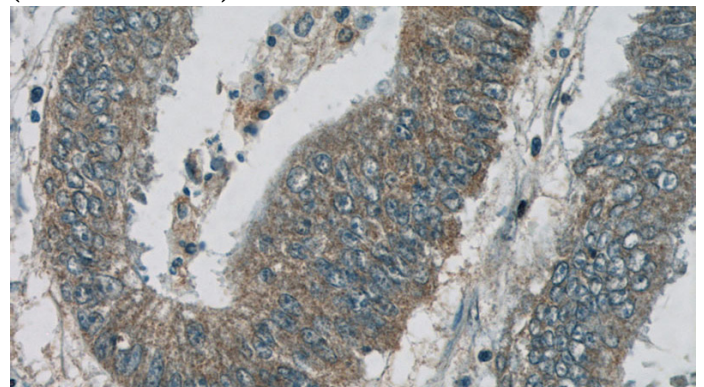
Validations



HL-60 cells were subjected to SDS PAGE followed by western blot with Catalog No:113221(C5orf23 Antibody) at dilution of 1:1000



Immunohistochemistry of paraffin-embedded human liver cancer tissue slide using Catalog No:113221(C5orf23 Antibody) at dilution of 1:50 (under 40x lens)



Immunohistochemistry of paraffin-embedded human colon cancer tissue slide using Catalog No:113221(C5orf23 Antibody) at dilution of 1:50

NPR3 antibody



Catalog Number: 113221

(under 40x lens)