

NPHP4 antibody



Catalog Number: 113214

Product name

NPHP4 antibody

IHC: 1:20-1:200

IF: 1:10-1:100


Specificity

Human, Mouse; other species not tested.

Validations

Antibody description

NPHP4 Rabbit Polyclonal antibody. Positive IHC detected in human heart tissue. Positive IF detected in hTERT-RPE1 cells. Positive WB detected in mouse brain tissue, Y79 cells. Observed molecular weight by Western-blot: 150 kDa



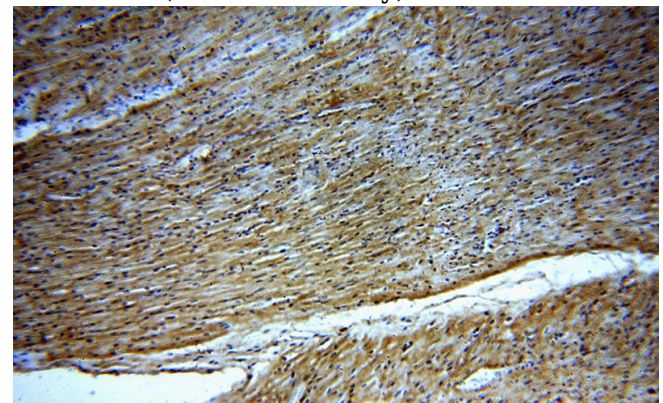
Preparation

This antibody was obtained by immunization of NPHP4 recombinant protein (Accession Number: BC040520). Purification method: Antigen affinity purified.

mouse brain tissue were subjected to SDS PAGE followed by western blot with Catalog No:113214(NPHP4 antibody) at dilution of 1:600

Formulation

PBS with 0.02% sodium azide and 50% glycerol pH 7.3.



Storage

Store at -20°C. DO NOT ALIQUOT

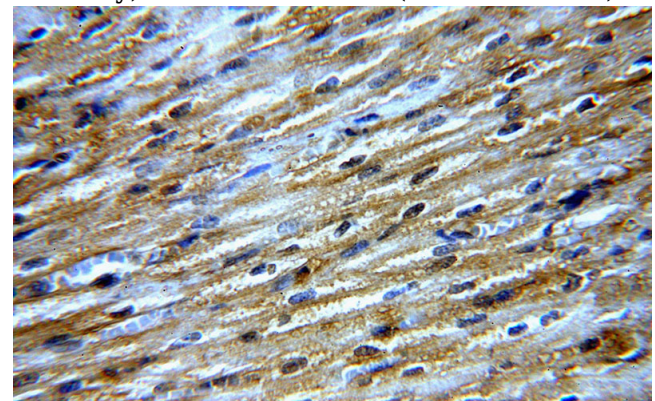
Clonality

Polyclonal

Immunohistochemical of paraffin-embedded human heart using Catalog No:113214(NPHP4 antibody) at dilution of 1:50 (under 10x lens)

Ig Type

Rabbit IgG



Applications

ELISA, IHC, WB, IF

Dilutions

Recommended Dilution:

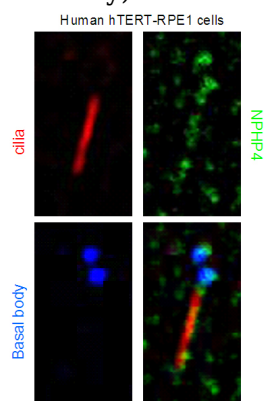
WB: 1:200-1:2000

Immunohistochemical of paraffin-embedded human heart using Catalog No:113214(NPHP4

NPHP4 antibody

Catalog Number: 113214

antibody) at dilution of 1:50 (under 40x lens)



IF result from Dr. Corbit, Kevin. anti-NPHP4(Catalog No:113214) marks the ciliary axoneme, basal bodies, and the transition zone of Human hTERT-RPE1 cells.