

NF-H antibody

Catalog Number: 113149

Product name

NF-H antibody

Specificity

Human, Mouse, Rat; other species not tested.

Antibody description

NF-H Rabbit Polyclonal antibody. Positive WB detected in mouse brain tissue. Positive IHC detected in human brain tissue. Observed molecular weight by Western-blot: 200kd

Preparation

This antibody was obtained by immunization of NF-H recombinant protein (Accession Number: NM_021076). Purification method: Antigen affinity purified.

Formulation

PBS with 0.02% sodium azide and 50% glycerol pH 7.3.

Storage

Store at -20°C. DO NOT ALIQUOT

Clonality

Polyclonal

Ig Type

Rabbit IgG

Applications

ELISA, WB, IHC


Dilutions

Recommended Dilution:

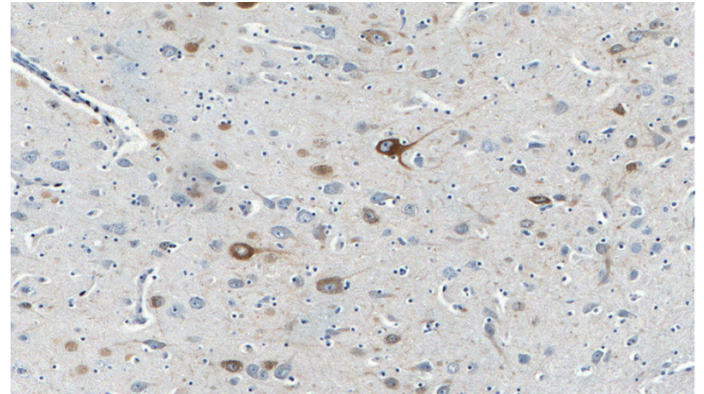
WB: 1:1000-1:10000

IHC: 1:20-1:200

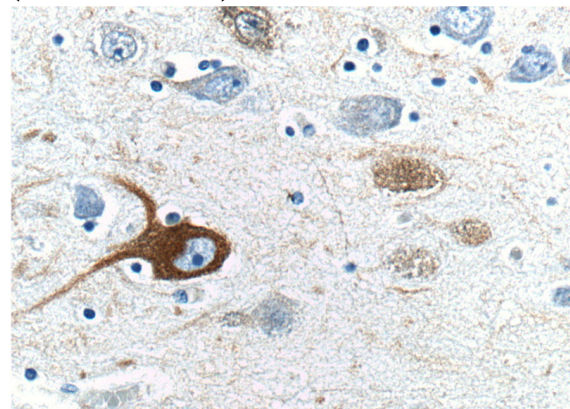
Validations



mouse brain tissue were subjected to SDS PAGE followed by western blot with Catalog No:113149(NEFH antibody) at dilution of 1:2000



Immunohistochemistry of paraffin-embedded human brain tissue slide using Catalog No:113149(NEFH Antibody) at dilution of 1:200 (under 10x lens)



Immunohistochemistry of paraffin-embedded human brain tissue slide using Catalog No:113149(NEFH Antibody) at dilution of 1:200 (under 40x lens)