

NF45 antibody

Catalog Number: 113139

Product name

NF45 antibody

IHC: 1:20-1:200

IF: 1:50-1:500

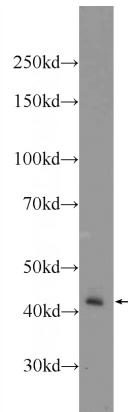
Specificity

Human; other species not tested.

Validations

Antibody description

NF45 Rabbit Polyclonal antibody. Positive WB detected in K-562 cells, HepG2 cells. Positive IF detected in HepG2 cells. Positive IHC detected in human colon tissue, human breast cancer tissue. Observed molecular weight by Western-blot: 43 kDa



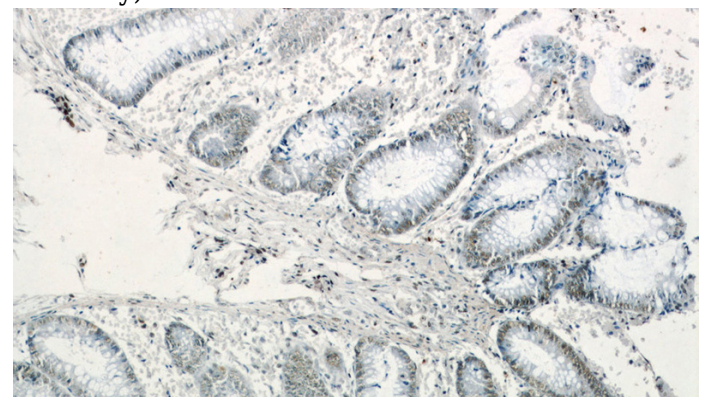
Preparation

This antibody was obtained by immunization of NF45 recombinant protein (Accession Number: NM_004515). Purification method: Antigen affinity purified.

K-562 cells were subjected to SDS PAGE followed by western blot with Catalog No:113139(NF45 Antibody) at dilution of 1:1000

Formulation

PBS with 0.1% sodium azide and 50% glycerol pH 7.3.



Storage

Store at -20°C. DO NOT ALIQUOT

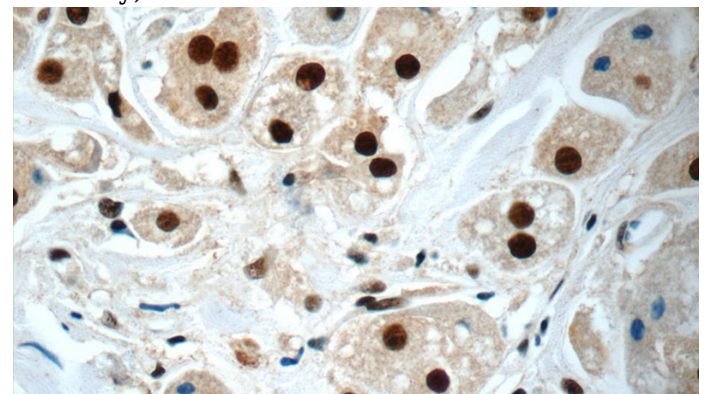
Clonality

Polyclonal

Immunohistochemistry of paraffin-embedded human colon slide using Catalog No:113139(NF45 Antibody) at dilution of 1:50

Ig Type

Rabbit IgG



Applications

ELISA, WB, IHC, IF

Dilutions

Recommended Dilution:

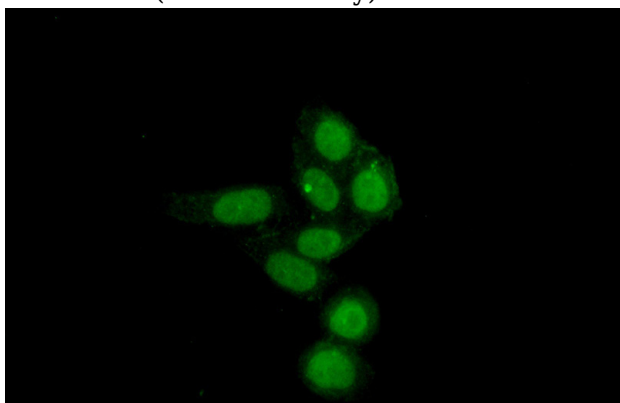
WB: 1:500-1:5000

Immunohistochemistry of paraffin-embedded human breast cancer slide using Catalog

NF45 antibody

Catalog Number: 113139

No:113139(NF45 Antibody) at dilution of 1:100



Immunofluorescent analysis of (10% Formaldehyde) fixed HepG2 cells using Catalog No:113139(NF45 Antibody) at dilution of 1:50 and Alexa Fluor 488-conjugated AffiniPure Goat Anti-Rabbit IgG(H+L)