

# Neurochondrin antibody



Catalog Number: 113124

## Product name

Neurochondrin antibody

## Specificity

Human, Mouse, Rat; other species not tested.

## Antibody description

Neurochondrin Rabbit Polyclonal antibody.  
Positive IHC detected in human brain tissue.  
Positive WB detected in mouse brain tissue,  
human brain tissue, rat brain tissue. Observed  
molecular weight by Western-blot: 75 kDa

## Preparation

This antibody was obtained by immunization of  
Neurochondrin recombinant protein (Accession  
Number: NM\_014284). Purification method:  
Antigen affinity purified.

## Formulation

PBS with 0.1% sodium azide and 50% glycerol pH  
7.3.

## Storage

Store at -20°C. DO NOT ALIQUOT

## Clonality

Polyclonal

## Ig Type

Rabbit IgG

## Applications

ELISA, WB, IHC

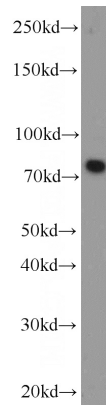
## Dilutions

Recommended Dilution:

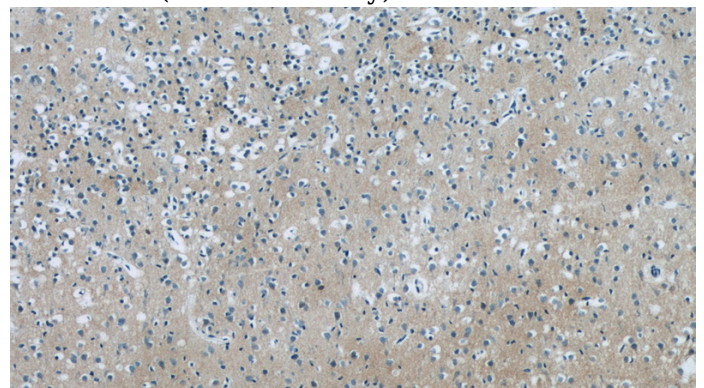
WB: 1:500-1:5000

IHC: 1:20-1:200

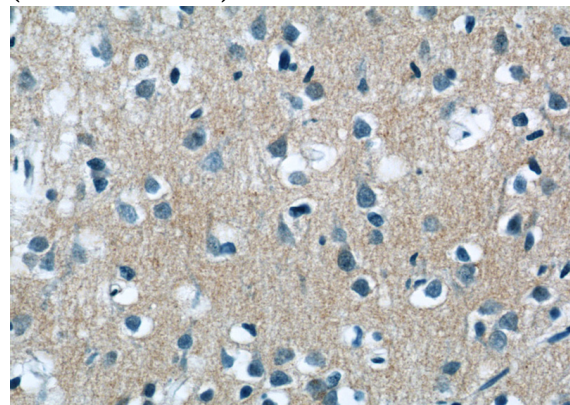
## Validations



mouse brain tissue were subjected to SDS PAGE  
followed by western blot with Catalog  
No:113124(NCDN antibody) at dilution of 1:1000



Immunohistochemistry of paraffin-embedded  
human brain tissue slide using Catalog  
No:113124(NCDN Antibody) at dilution of 1:50  
(under 10x lens)



Immunohistochemistry of paraffin-embedded  
human brain tissue slide using Catalog  
No:113124(NCDN Antibody) at dilution of 1:50

# Neurochondrin antibody



Catalog Number: 113124

---

(under 40x lens)