

Nestin antibody

Catalog Number: 113115

Product name

Nestin antibody

IHC: 1:20-1:200

IF: 1:10-1:100


Specificity

Human, Mouse, Rat; other species not tested.

Validations

Antibody description

Nestin Rabbit Polyclonal antibody. Positive IHC detected in human gliomas tissue, mouse brain tissue. Positive IF detected in U-251 cells, SH-SY5Y cells. Positive WB detected in rat brain tissue. Observed molecular weight by Western-blot: 170-180 kDa



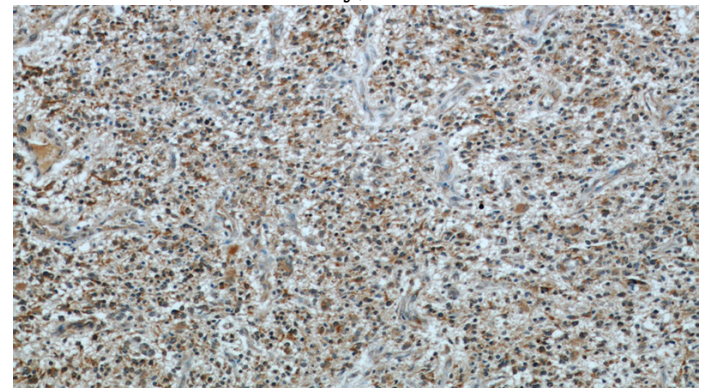
Preparation

This antibody was obtained by immunization of Peptide (Accession Number: NM_006617). Purification method: Antigen affinity purified.

rat brain tissue were subjected to SDS PAGE followed by western blot with Catalog No:113115(NES antibody) at dilution of 1:1000

Formulation

PBS with 0.02% sodium azide and 50% glycerol pH 7.3.



Storage

Store at -20°C. DO NOT ALIQUOT

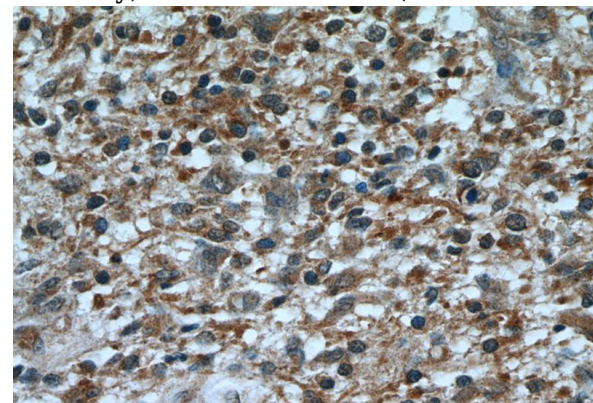
Clonality

Polyclonal

Immunohistochemical of paraffin-embedded human gliomas using Catalog No:113115(NES antibody) at dilution of 1:50 (under 10x lens)

Ig Type

Rabbit IgG



Applications

ELISA, WB, IHC, IF

Dilutions

Recommended Dilution:

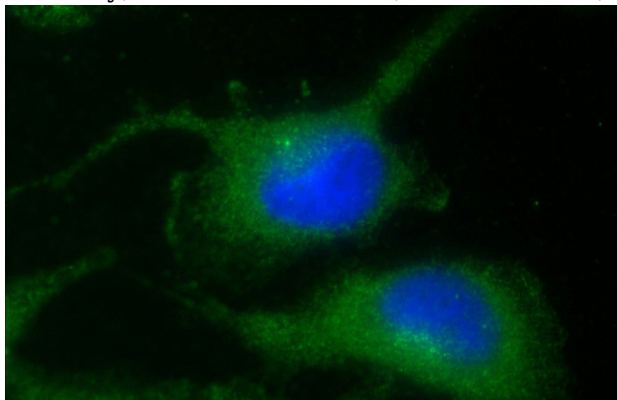
WB: 1:200-1:2000

Immunohistochemical of paraffin-embedded human gliomas using Catalog No:113115(NES

Nestin antibody

Catalog Number: 113115

antibody) at dilution of 1:50 (under 40x lens)



Immunofluorescent analysis of U-251 cells using Catalog No:113115(Nestin Antibody) at dilution of 1:25 and Alexa Fluor 488-conjugated AffiniPure Goat Anti-Rabbit IgG(H+L)