

# NDUFA5 antibody



Catalog Number: 113061

## Product name

NDUFA5 antibody

IHC: 1:20-1:200


## Specificity

Human, Mouse, Rat; other species not tested.

## Validations

## Antibody description

NDUFA5 Rabbit Polyclonal antibody. Positive WB detected in human brain tissue, HeLa cells, human heart tissue, rat liver tissue. Positive IHC detected in human brain tissue. Observed molecular weight by Western-blot: 13kd



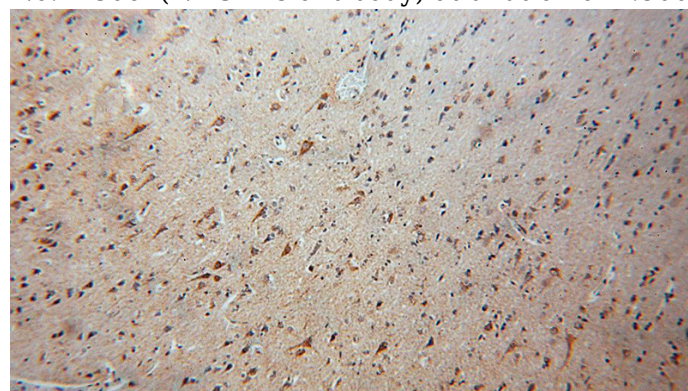
## Preparation

This antibody was obtained by immunization of NDUFA5 recombinant protein (Accession Number: NM\_005000). Purification method: Antigen affinity purified.

human brain tissue were subjected to SDS PAGE followed by western blot with Catalog No:113061(NDUFA5 antibody) at dilution of 1:500

## Formulation

PBS with 0.02% sodium azide and 50% glycerol pH 7.3.



## Storage

Store at -20°C. DO NOT ALIQUOT

## Clonality

Polyclonal

## Ig Type

Rabbit IgG

## Applications

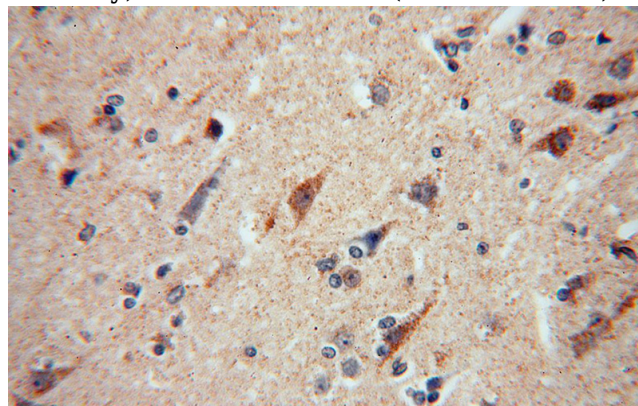
ELISA, WB, IHC

## Dilutions

Recommended Dilution:

WB: 1:500-1:5000

Immunohistochemical of paraffin-embedded human brain using Catalog No:113061(NDUFA5 antibody) at dilution of 1:50 (under 10x lens)



Immunohistochemical of paraffin-embedded human brain using Catalog No:113061(NDUFA5 antibody) at dilution of 1:50 (under 40x lens)