

MYOM3 antibody

Catalog Number: 112994

Product name

MYOM3 antibody

IP: 1:200-1:2000

IHC: 1:20-1:200

Specificity

Human, Mouse; other species not tested.

Antibody description

MYOM3 Rabbit Polyclonal antibody. Positive WB detected in mouse skeletal muscle tissue. Positive IP detected in mouse skeletal muscle tissue. Positive IHC detected in human skeletal muscle tissue. Observed molecular weight by Western-blot: 162 kDa

Preparation

This antibody was obtained by immunization of MYOM3 recombinant protein (Accession Number: BC067101). Purification method: Antigen affinity purified.

Formulation

PBS with 0.02% sodium azide and 50% glycerol pH 7.3.

Storage

Store at -20°C. DO NOT ALIQUOT

Clonality

Polyclonal

Ig Type

Rabbit IgG

Applications


ELISA, WB, IP, IHC

Dilutions

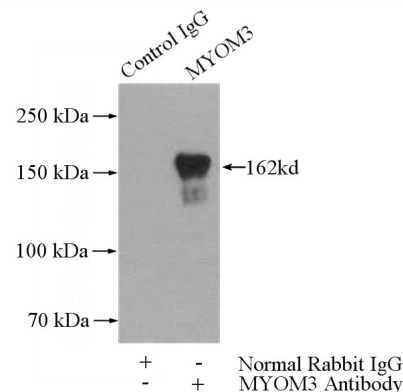
Recommended Dilution:

WB: 1:500-1:5000


Validations



mouse skeletal muscle tissue were subjected to SDS PAGE followed by western blot with Catalog No:112994(MYOM3 antibody) at dilution of 1:500



IP Result of anti-MYOM3 (IP:Catalog No:112994, 4ug; Detection:Catalog No:112994 1:700) with mouse skeletal muscle tissue lysate 3600ug.



Immunohistochemistry of paraffin-embedded human skeletal muscle tissue slide using Catalog

MYOM3 antibody

Catalog Number: 112994

No:112994(MYOM3 Antibody) at dilution of 1:200
(under 10x lens).



Immunohistochemistry of paraffin-embedded
human skeletal muscle tissue slide using Catalog
No:112994(MYOM3 Antibody) at dilution of 1:200
(under 40x lens).