

# NBN antibody

Catalog Number: 112967

## Product name

NBN antibody

IP: 1:200-1:2000

IF: 1:50-1:500

## Specificity

Human, Mouse, Rat; other species not tested.

## Antibody description

NBN Rabbit Polyclonal antibody. Positive IF detected in HepG2 cells. Positive WB detected in HeLa cells, HEK-293 cells, HepG2 cells, human testis tissue, mouse brain tissue. Positive IP detected in HeLa cells. Observed molecular weight by Western-blot: 90-95 kDa

## Preparation

This antibody was obtained by immunization of Peptide (Accession Number: NM\_002485). Purification method: Antigen affinity purified.

## Formulation

PBS with 0.02% sodium azide and 50% glycerol pH 7.3.

## Storage

Store at -20°C. DO NOT ALIQUOT

## Clonality

Polyclonal

## Ig Type

Rabbit IgG

## Applications


ELISA, WB, IP, IF

## Dilutions

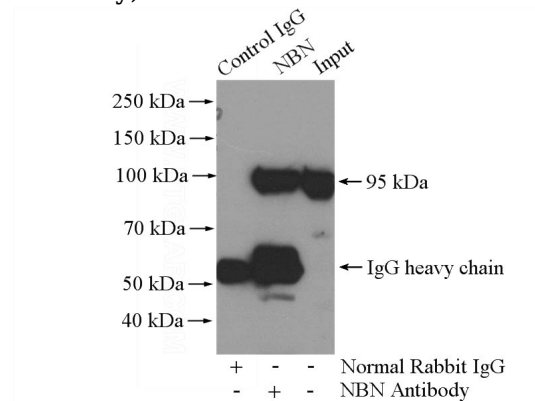
Recommended Dilution:

WB: 1:500-1:5000

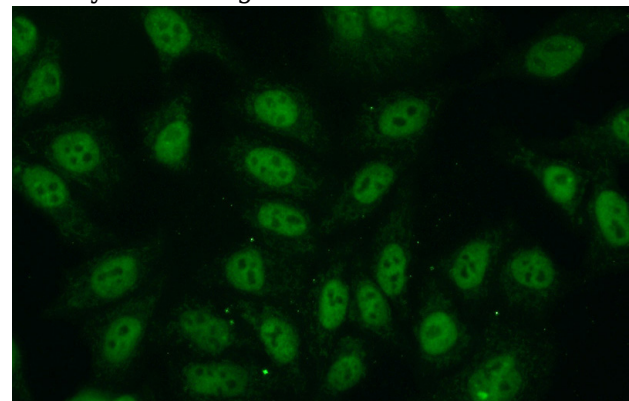
## Validations



HeLa cells were subjected to SDS PAGE followed by western blot with Catalog No:112967(NBN antibody) at dilution of 1:800



IP Result of anti-NBN (IP:Catalog No:112967, 4ug; Detection:Catalog No:112967 1:800) with HeLa cells lysate 880ug.



Immunofluorescent analysis of (10% Formaldehyde) fixed HepG2 cells using Catalog

# NBN antibody



Catalog Number: 112967

---

No:112967(NBN Antibody) at dilution of 1:50 and

Alexa Fluor 488-conjugated AffiniPure Goat Anti-Rabbit IgG(H+L)