

NARS2 antibody

Catalog Number: 112956

Product name

NARS2 antibody

WB: 1:500-1:5000

IHC: 1:20-1:200

Specificity


Human, Mouse, Rat; other species not tested.

IF: 1:50-1:500

Validations

Antibody description

NARS2 Rabbit Polyclonal antibody. Positive IHC detected in human kidney tissue, human heart tissue, human lung tissue, human placenta tissue, human spleen tissue. Positive IF detected in HepG2 cells. Positive WB detected in human liver tissue, HepG2 cells, human brain tissue. Observed molecular weight by Western-blot: 54 kDa



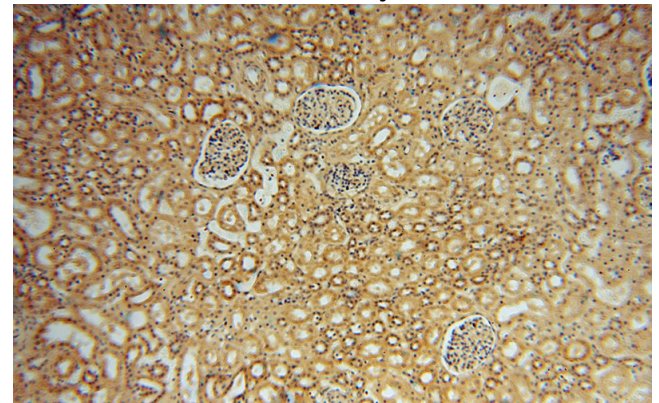
Preparation

This antibody was obtained by immunization of NARS2 recombinant protein (Accession Number: NM_024678). Purification method: Antigen affinity purified.

human liver tissue were subjected to SDS PAGE followed by western blot with Catalog No:112956(NARS2 antibody) at dilution of 1:500

Formulation

PBS with 0.02% sodium azide and 50% glycerol pH 7.3.



Storage

Store at -20°C. DO NOT ALIQUOT

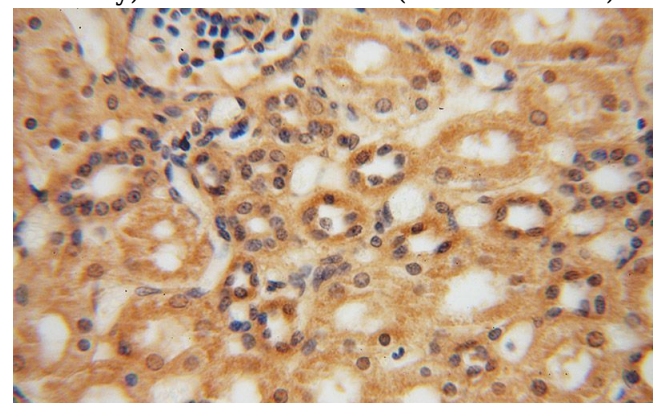
Clonality

Polyclonal

Immunohistochemical of paraffin-embedded human kidney using Catalog No:112956(NARS2 antibody) at dilution of 1:50 (under 10x lens)

Ig Type

Rabbit IgG



Applications

ELISA, WB, IHC, IF

Dilutions

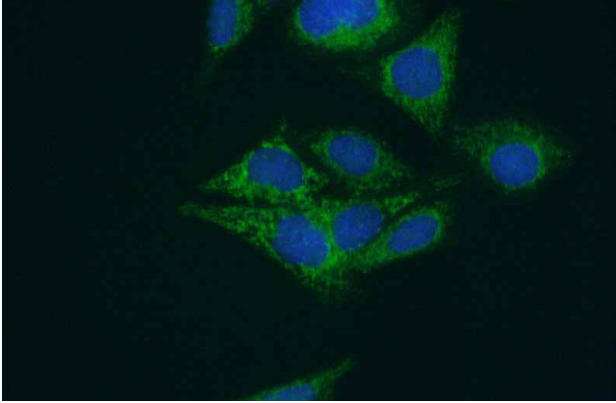
Recommended Dilution:

NARS2 antibody



Catalog Number: 112956

Immunohistochemical of paraffin-embedded human kidney using Catalog No:112956(NARS2 antibody) at dilution of 1:50 (under 40x lens)



Immunofluorescent analysis of (10% Formaldehyde) fixed HepG2 cells using Catalog No:112956(NARS2 Antibody) at dilution of 1:50 and Alexa Fluor 488-conjugated AffiniPure Goat Anti-Rabbit IgG(H+L)