

MYL12B antibody



Catalog Number: 112941

Product name

MYL12B antibody

Immunogen

[Human MYL12B Recombinant protein \(GST tag\)](#)

Specificity

human, mouse, rat; other species not tested.

Antibody description

MYL12B Rabbit Polyclonal antibody. Positive WB detected in mouse skeletal muscle tissue, mouse heart tissue. Positive IHC detected in human colon cancer. Observed molecular weight by Western-blot: 20kd

Preparation

This antibody was obtained by immunization of MYL12B recombinant protein (Accession Number: NM_033546). Purification method: Antigen affinity purified.

Formulation

PBS with 0.1% sodium azide and 50% glycerol pH 7.3.

Storage

Store at -20°C. DO NOT ALIQUOT

Clonality

Polyclonal

Ig Type

Rabbit IgG

Applications

ELISA, WB, IHC


Dilutions

Recommended Dilution:

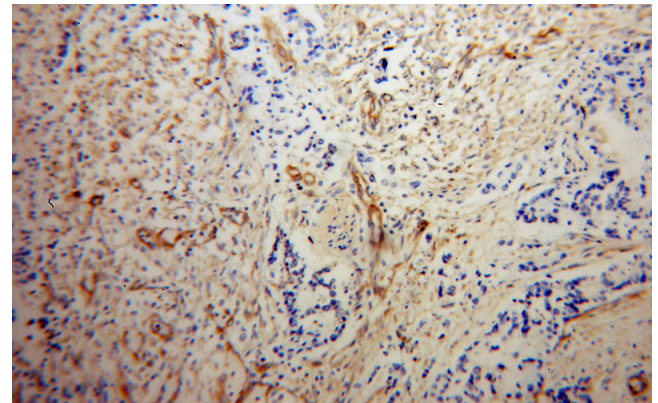
WB: 1:500-1:5000

IHC: 1:20-1:200

Validations



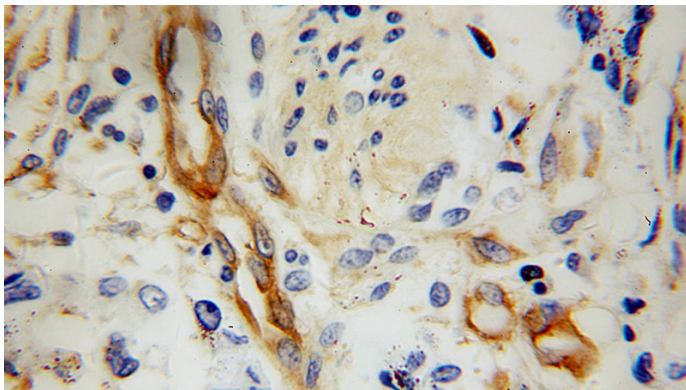
mouse skeletal muscle tissue were subjected to SDS PAGE followed by western blot with Catalog No:112941(MYL12B antibody) at dilution of 1:1000



Immunohistochemical of paraffin-embedded human colon cancer using Catalog No:112941(MYL12B antibody) at dilution of 1:100 (under 10x lens)

MYL12B antibody

Catalog Number: 112941



Immunohistochemical of paraffin-embedded human colon cancer using Catalog No:112941(MYL12B antibody) at dilution of 1:100 (under 40x lens)