

MYC-tag antibody

Catalog Number: 112920

Product name

MYC-tag antibody

IP: 1:500-1:5000

IF: 1:10-1:100

Specificity

Tag

Antibody description

MYC-tag Rabbit Polyclonal antibody. Positive WB detected in Recombinant protein. Positive IP detected in Transfected HEK-293 cells. Positive IF detected in Transfected HEK-293 cells, MCF-7 cells.

Preparation

This antibody was obtained by immunization of MYC-tag recombinant protein (Accession Number: 3XMYC tag). Purification method: Antigen affinity purified.

Formulation

PBS with 0.1% sodium azide and 50% glycerol pH 7.3.

Storage

Store at -20°C. DO NOT ALIQUOT

Clonality

Polyclonal

Ig Type

Rabbit IgG

Applications

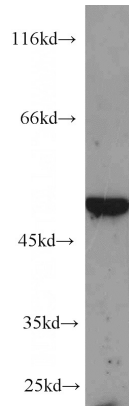
ELISA, WB, IP, IF

Dilutions

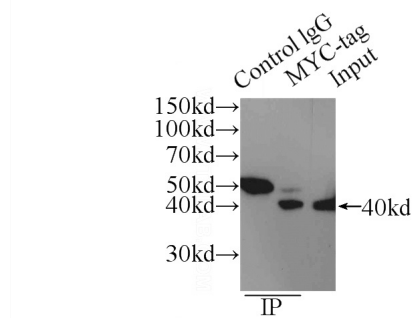
Recommended Dilution:

WB: 1:1000-1:4000

Validations

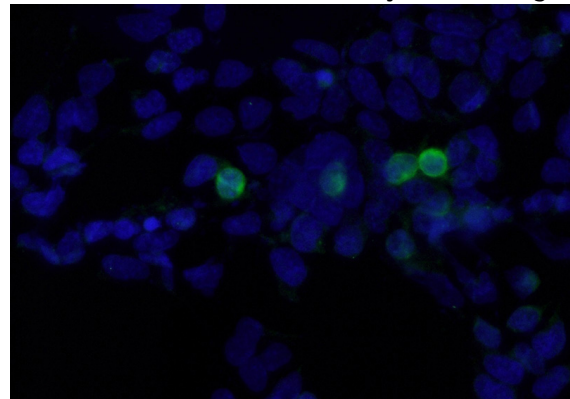


Recombinant protein were subjected to SDS PAGE followed by western blot with Catalog No:117334(MYC-tag antibody) at dilution of



1:4000

IP Result of anti-MYC-tag (IP:Catalog No:117334, 4ug; Detection:Catalog No:117334 1:1000) with Transfected HEK-293 cells lysate 300ug.



Immunofluorescent analysis of Transfected

MYC-tag antibody



Catalog Number: 112920

HEK-293 cells using Catalog No:117334(MYC-tag Antibody) at dilution of 1:25 and Alexa Fluor 488-conjugated AffiniPure Goat Anti-Rabbit IgG(H+L)