

MUPCDH antibody



Catalog Number: 112898

Product name

MUPCDH antibody

Specificity

Human; other species not tested.

Antibody description

MUPCDH Rabbit Polyclonal antibody. Positive WB detected in HEK-293 cells. Positive IHC detected in human kidney tissue, human small intestine tissue. Observed molecular weight by Western-blot: 70 kDa

Preparation

This antibody was obtained by immunization of MUPCDH recombinant protein (Accession Number: NM_031264). Purification method: Antigen affinity purified.

Formulation

PBS with 0.1% sodium azide and 50% glycerol pH 7.3.

Storage

Store at -20°C. DO NOT ALIQUOT

Clonality

Polyclonal

Ig Type

Rabbit IgG

Applications

ELISA, WB, IHC

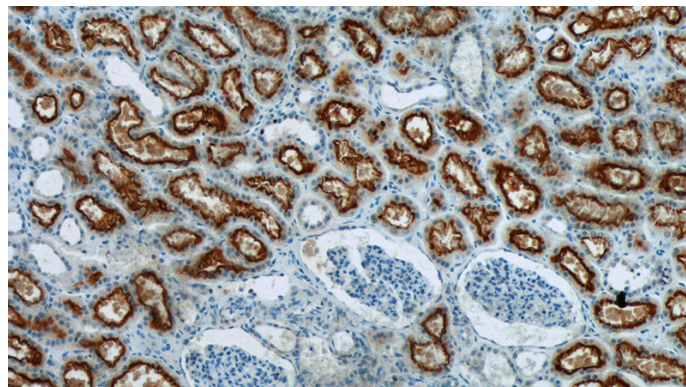
Dilutions

Recommended Dilution:

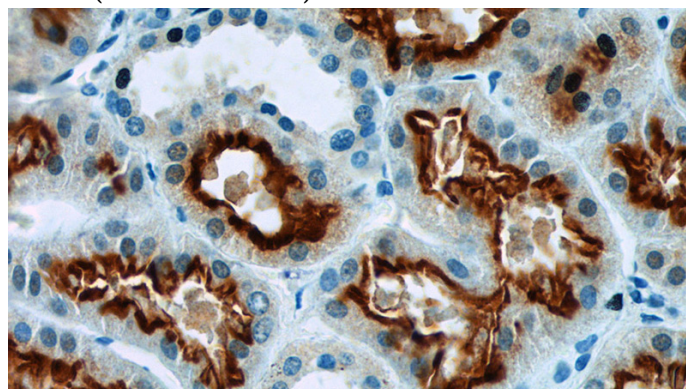
WB: 1:200-1:1000

IHC: 1:20-1:200

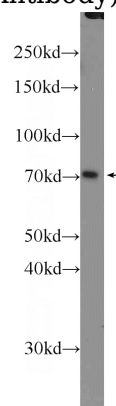
Validations



Immunohistochemistry of paraffin-embedded human kidney tissue slide using Catalog No:112898(MUPCDH Antibody) at dilution of 1:400 (under 10x lens)



Immunohistochemistry of paraffin-embedded human kidney tissue slide using Catalog No:112898(MUPCDH Antibody) at dilution of



1:400 (under 40x lens)

HEK-293 cells were subjected to SDS PAGE followed by western blot with Catalog No:112898(MUPCDH Antibody) at dilution of

MUPCDH antibody



Catalog Number: 112898

1:300