

# MUC8 antibody

Catalog Number: 112892

## Product name

MUC8 antibody

## Specificity

Human; other species not tested.

## Antibody description

MUC8 Rabbit Polyclonal antibody. Positive IHC detected in human lung cancer tissue, human lung tissue. Positive IF detected in A549 cells. Positive WB detected in A549 cells, HeLa cells. Observed molecular weight by Western-blot: 33-38 kDa

## Preparation

This antibody was obtained by immunization of Peptide (Accession Number: U14383). Purification method: Antigen affinity purified.

## Formulation

PBS with 0.02% sodium azide and 50% glycerol pH 7.3.

## Storage

Store at -20°C. DO NOT ALIQUOT

## Clonality

Polyclonal

## Ig Type

Rabbit IgG

## Applications

ELISA, WB, IHC, IF

## Dilutions


Recommended Dilution:

WB: 1:200-1:2000

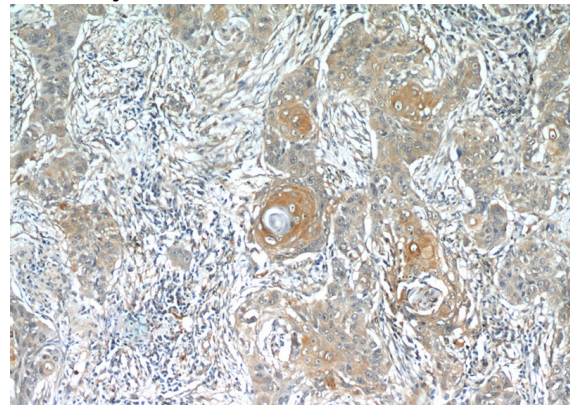
IHC: 1:20-1:200

IF: 1:20-1:200

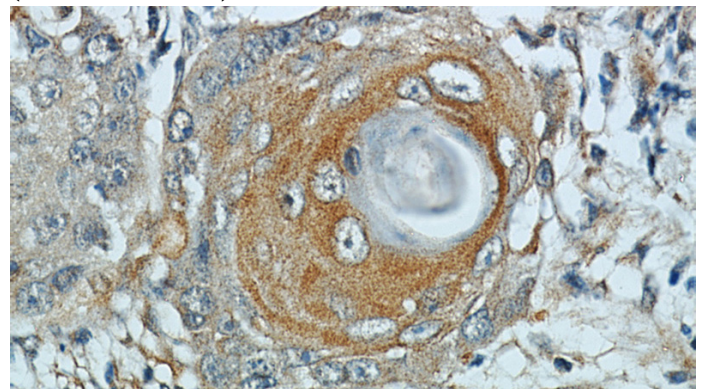
## Validations



A549 cells were subjected to SDS PAGE followed by western blot with Catalog No:112892(MUC8 antibody) at dilution of 1:500



Immunohistochemical of paraffin-embedded human lung cancer using Catalog No:112892(MUC8 antibody) at dilution of 1:50 (under 10x lens)



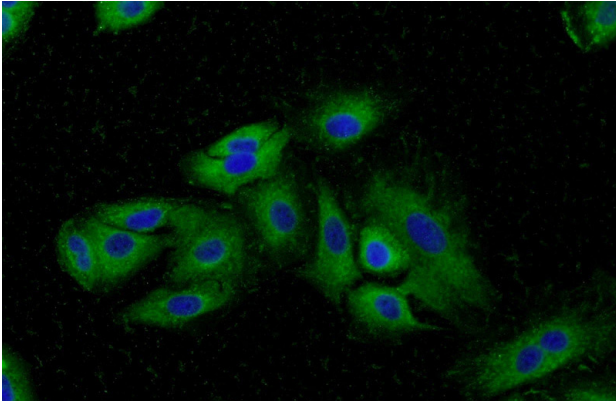
Immunohistochemical of paraffin-embedded human lung cancer using Catalog No:112892(MUC8 antibody) at dilution of 1:50

# MUC8 antibody

Catalog Number: 112892

---

(under 40x lens)



Immunofluorescent analysis of A549 cells using Catalog No:112892(MUC8 Antibody) at dilution of 1:50 and Alexa Fluor 488-conjugated AffiniPure Goat Anti-Rabbit IgG(H+L)