

# MRPL53 antibody



Catalog Number: 112835

## Product name

MRPL53 antibody

Recommended Dilution:

WB: 1:200-1:1000

## Immunogen

[Human MRPL53 Recombinant protein \(GST tag\)](#)

IHC: 1:20-1:200

IF: 1:10-1:100


## Specificity

Human, Mouse, Rat; other species not tested.

## Validations

## Antibody description

MRPL53 Rabbit Polyclonal antibody. Positive IF detected in A549 cells. Positive IHC detected in human skin cancer tissue. Positive WB detected in A549 cells. Observed molecular weight by Western-blot: 12 kDa



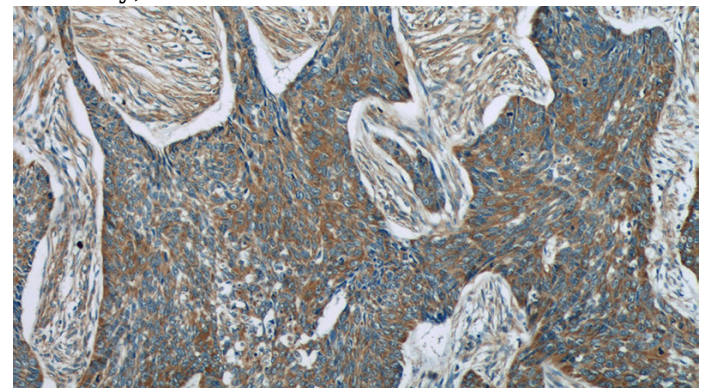
## Preparation

This antibody was obtained by immunization of MRPL53 recombinant protein (Accession Number: NM\_053050). Purification method: Antigen affinity purified.

A549 cells were subjected to SDS PAGE followed by western blot with Catalog No:112835(MRPL53 Antibody) at dilution of 1:300

## Formulation

PBS with 0.1% sodium azide and 50% glycerol pH 7.3.



## Storage

Store at -20°C. DO NOT ALIQUOT

## Clonality

Polyclonal

Immunohistochemistry of paraffin-embedded human skin cancer tissue slide using Catalog No:112835(MRPL53 Antibody) at dilution of 1:50 (under 10x lens)

## Ig Type

Rabbit IgG

## Applications

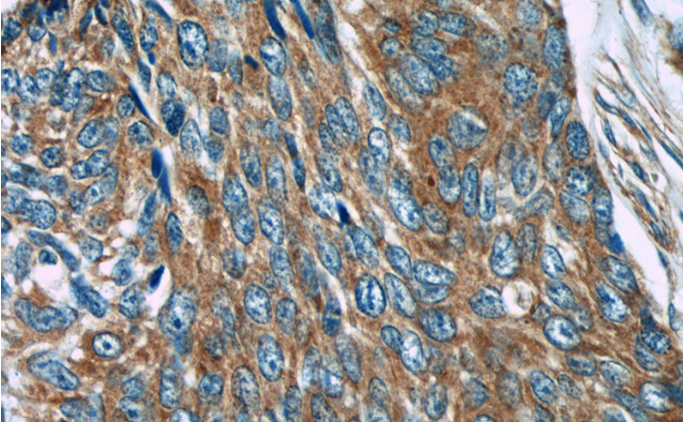
ELISA, IHC, WB, IF

## Dilutions

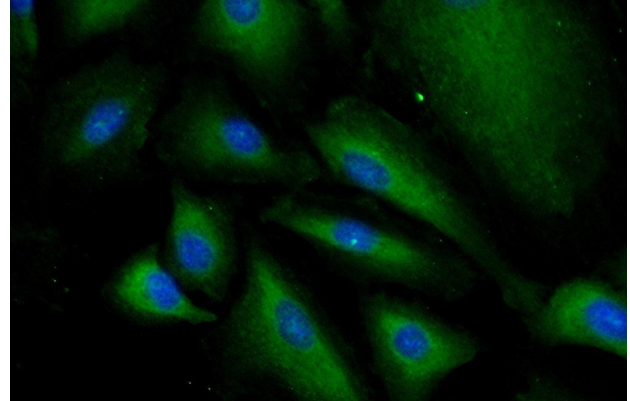
# MRPL53 antibody

Catalog Number: 112835

---



Immunohistochemistry of paraffin-embedded human skin cancer tissue slide using Catalog No:112835(MRPL53 Antibody) at dilution of 1:50 (under 40x lens)



Immunofluorescent analysis of (-20oc Ethanol) fixed A549 cells using Catalog No:112835(MRPL53 Antibody) at dilution of 1:25 and Alexa Fluor 488-conjugated AffiniPure Goat Anti-Rabbit IgG(H+L)