

MTMR14 antibody



Catalog Number: 112783

Product name

MTMR14 antibody

IP: 1:200-1:2000

IF: 1:20-1:200

Specificity

Human, Mouse, Rat; other species not tested.

Antibody description

MTMR14 Rabbit Polyclonal antibody. Positive IF detected in HeLa cells. Positive FC detected in HeLa cells. Positive IP detected in HeLa cells. Positive WB detected in human adrenal gland tissue, human liver tissue. Observed molecular weight by Western-blot: 110-120 kDa

Preparation

This antibody was obtained by immunization of MTMR14 recombinant protein (Accession Number: NM_001077526). Purification method: Antigen affinity purified.

Formulation

PBS with 0.02% sodium azide and 50% glycerol pH 7.3.

Storage

Store at -20°C. DO NOT ALIQUOT

Clonality

Polyclonal

Ig Type

Rabbit IgG

Applications

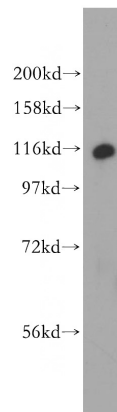
ELISA, WB, IF, FC, IP

Dilutions

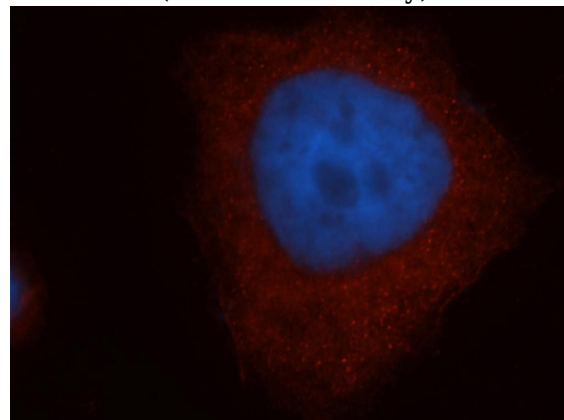
Recommended Dilution:

WB: 1:500-1:5000

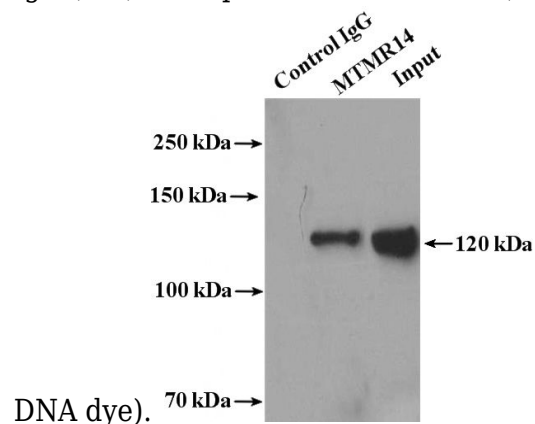
Validations



human adrenal gland tissue were subjected to SDS PAGE followed by western blot with Catalog No:112783(MTMR14 antibody) at dilution of 1:500



Immunofluorescent analysis of HeLa cells, using MTMR14 antibody Catalog No:112783 at 1:50 dilution and Rhodamine-labeled goat anti-rabbit IgG (red). Blue pseudocolor = DAPI (fluorescent



MTMR14 antibody



Catalog Number: 112783

IP Result of anti-MTMR14 (IP:Catalog No:112783, 4ug; Detection:Catalog No:112783 1:500) with HeLa cells lysate 2000ug.

1X10⁶ HeLa cells were stained with 0.2ug MTMR14 antibody (Catalog No:112783, red) and control antibody (blue). Fixed with 90% MeOH blocked with 3% BSA (30 min). Alexa Fluor 488-conjugated AffiniPure Goat Anti-Rabbit IgG(H+L) with dilution 1:1000.

